

The 100+

Market Updates for 205 Twin Cities Communities

A free research tool from the Minneapolis Area Association of REALTORS®
Brought to you by the unique data-sharing traditions of the REALTOR® community



MINNEAPOLIS AREA Association
of REALTORS®

Watertown Township

November

Year to Date

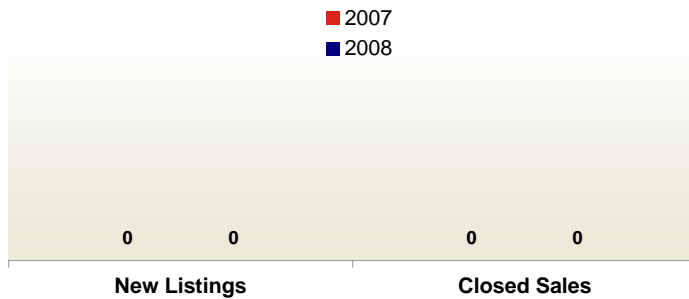
Carver County, MN

	2007	2008	Change	2007	2008	Change
New Listings	0	0	NA	6	6	- 0.0%
Closed Sales	0	0	NA	1	0	- 100.0%
Average Sales Price	\$0	\$0	NA	\$625,000	\$0	- 100.0%
Percent of Original List Price Received at Sale*	0.0%	0.0%	NA	93.3%	0.0%	- 100.0%
Average Days on Market Until Sale**	0	0	NA	333	0	- 100.0%
Single-Family Detached Inventory	3	4	+ 33.3%	--	--	--
Townhouse-Condo Inventory	0	0	NA	--	--	--

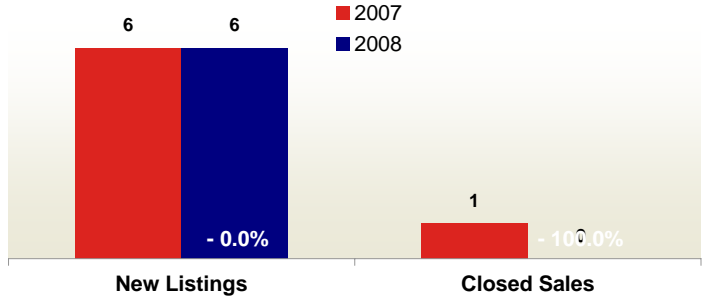
*Does not account for list prices from any previous listing contracts

**City market time figures are based on Cumulative Days on Market, which does account for previous listing contracts

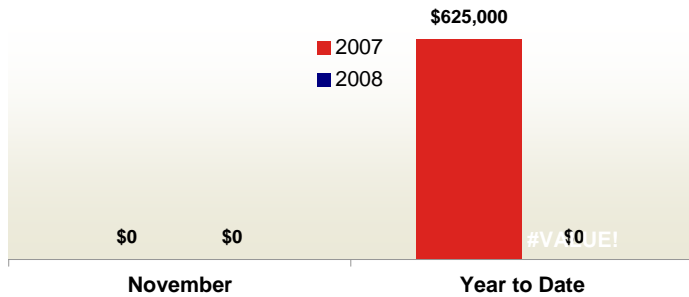
Activity—Most Recent Month



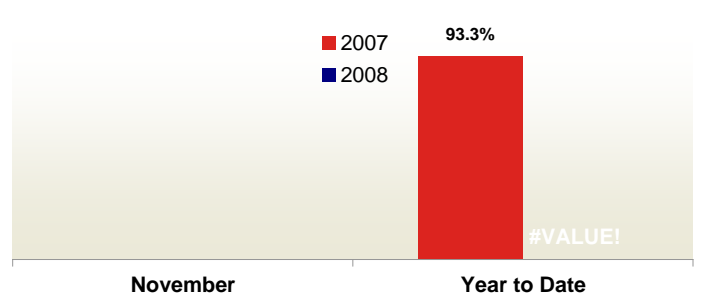
Activity—Year to Date



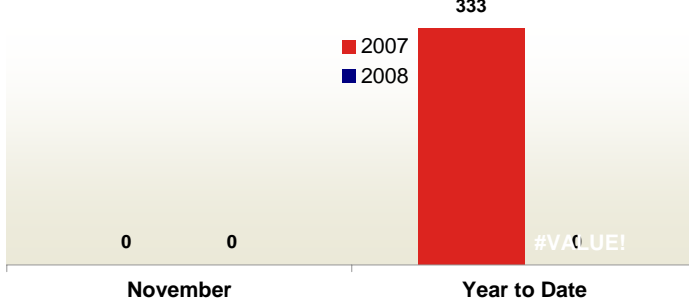
Average Sales Price



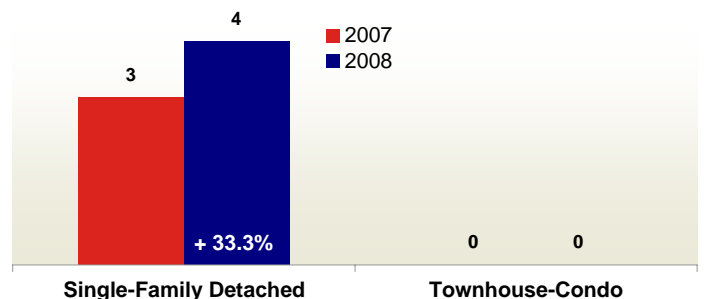
Percent of Original List Price Received



Average Days on Market Until Sale



Inventory of Homes for Sale



Some of the figures referenced in this report are for only one month worth of activity. As such, they can sometimes look extreme due to the small sample size involved. For broader historical market information, please feel free to contact us.