

# FORECLOSURES AND SHORT SALES IN THE TWIN CITIES HOUSING MARKET



MINNEAPOLIS AREA Association  
of REALTORS®  
Q4-2009 Update

## Area 716:

### St. Paul: Hillcrest/Hazel Park/Dayton's Bluff

### Lender-Mediated

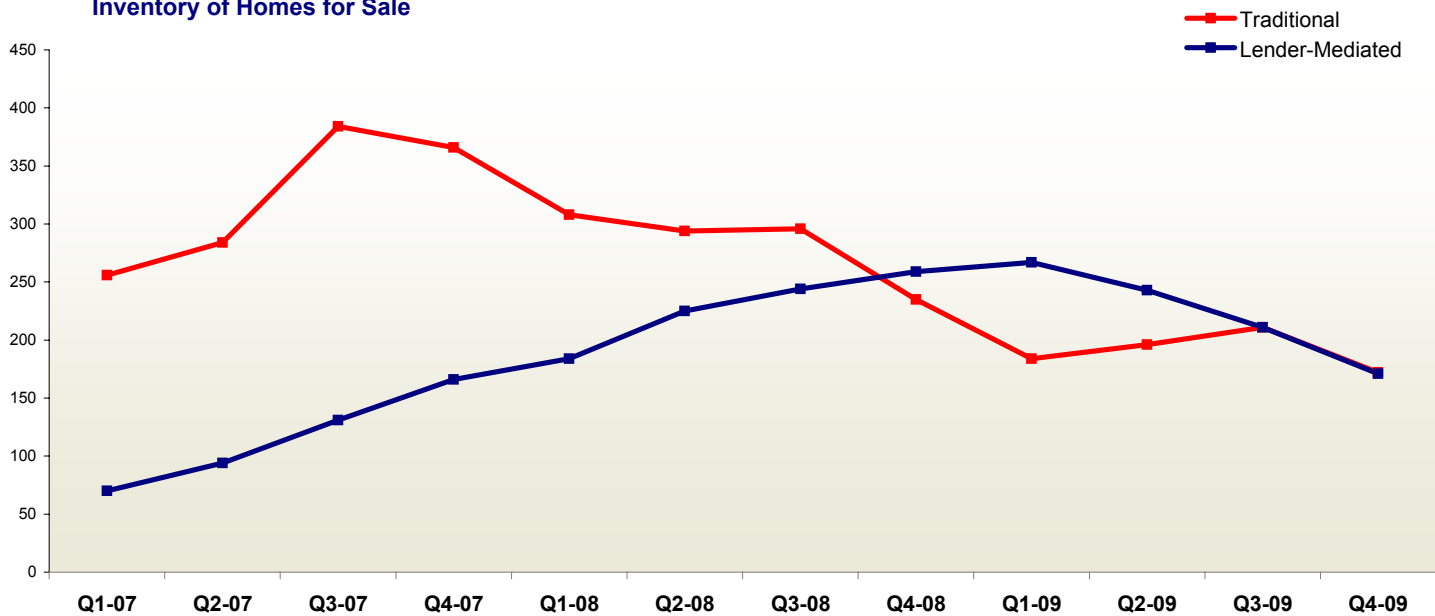
### Traditional

	1-2009*	1-2010*	+/-	1-2009*	1-2010*	+/-
New Listings	846	815	- 3.7%	697	675	- 3.2%
Closed Sales	390	583	+ 49.5%	255	394	+ 54.5%
Inventory of Homes for Sale**	259	171	- 34.0%	235	172	- 26.8%
Months Supply of Inventory**	7.8	3.6	- 53.9%	9.9	4.7	- 52.5%

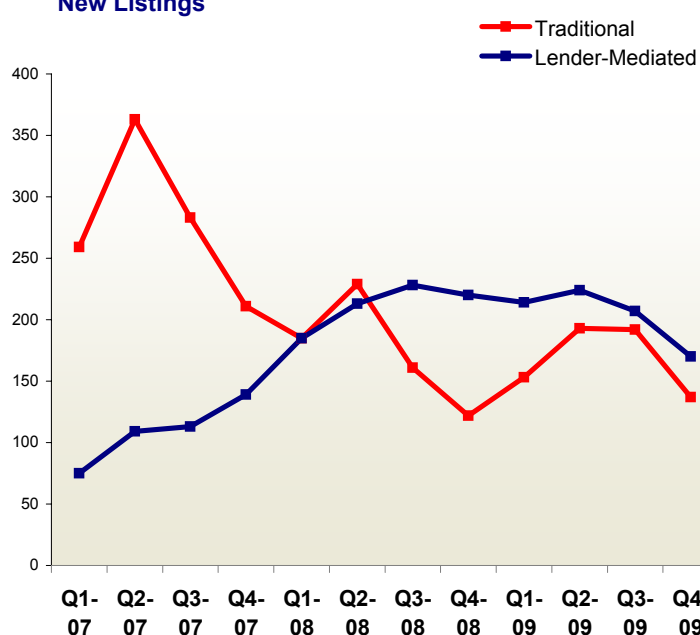
\*For the prior twelve months through October

\*\*As of the end of the period

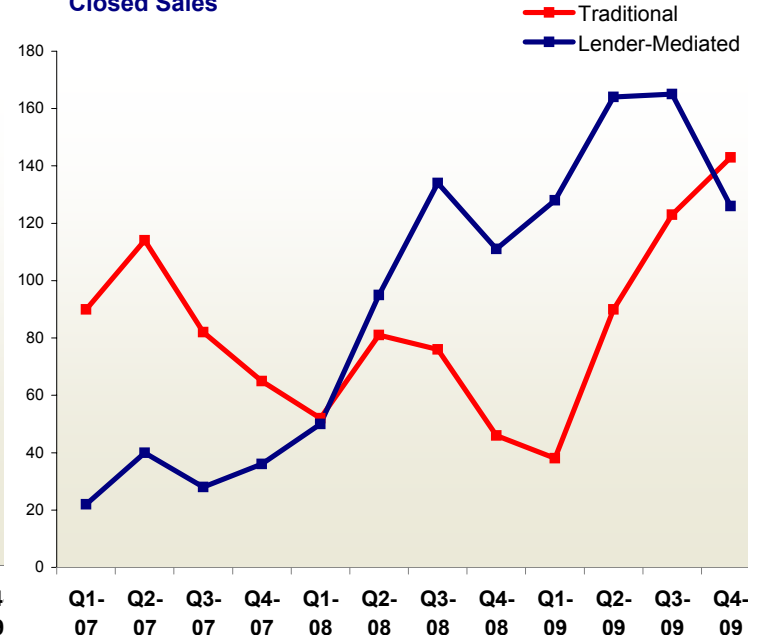
Inventory of Homes for Sale



New Listings



Closed Sales



# FORECLOSURES AND SHORT SALES IN THE TWIN CITIES HOUSING MARKET



## Area 716:

St. Paul: Hillcrest/Hazel  
Park/Dayton's Bluff

### Lender-Mediated

### Traditional

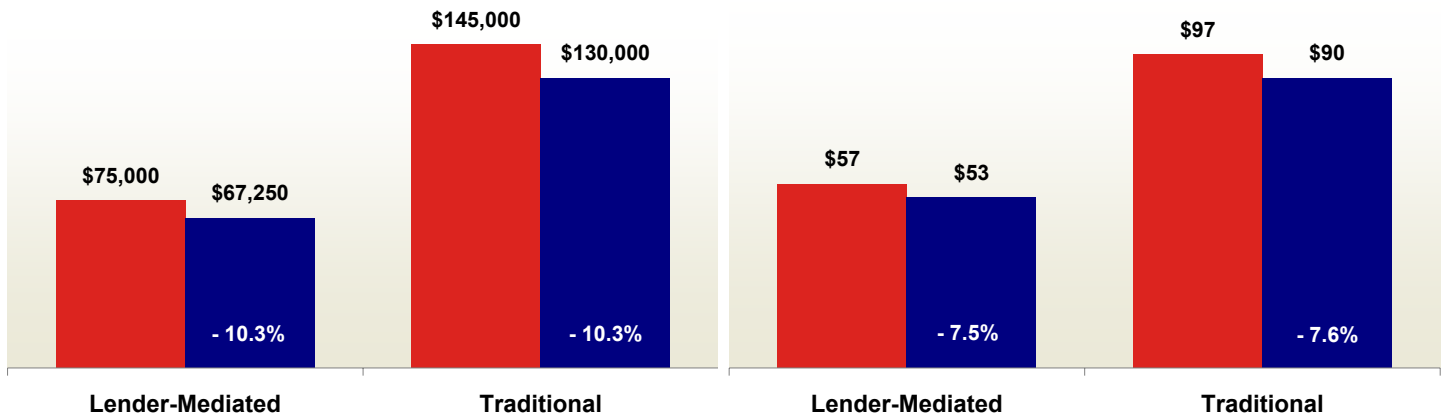
	1-2009*	1-2010*	+/-	1-2009*	1-2010*	+/-
Median Sales Price	\$75,000	\$67,250	- 10.3%	\$145,000	\$130,000	- 10.3%
Median Price Per Square Foot	\$57	\$53	- 7.5%	\$97	\$90	- 7.6%
Percent of Original List Price Received at Sale	85.6%	93.4%	+ 9.1%	89.8%	93.9%	+ 4.5%
Days on Market Until Sale	156	126	- 18.8%	150	119	- 20.7%

Median Sales Price

■ 1-2008 thru 12-2008  
■ 1-2009 thru 12-2009

Median Price Per Square Foot

■ 1-2008 thru 12-2008  
■ 1-2009 thru 12-2009



Percent of Original List Price Received

■ 1-2008 thru 12-2008  
■ 1-2009 thru 12-2009

Days on Market Until Sale

■ 1-2008 thru 12-2008  
■ 1-2009 thru 12-2009

