

FORECLOSURES AND SHORT SALES IN THE TWIN CITIES HOUSING MARKET



MINNEAPOLIS AREA Association
of REALTORS®
Q4-2009 Update

Area 364:

Brooklyn Park

Lender-Mediated

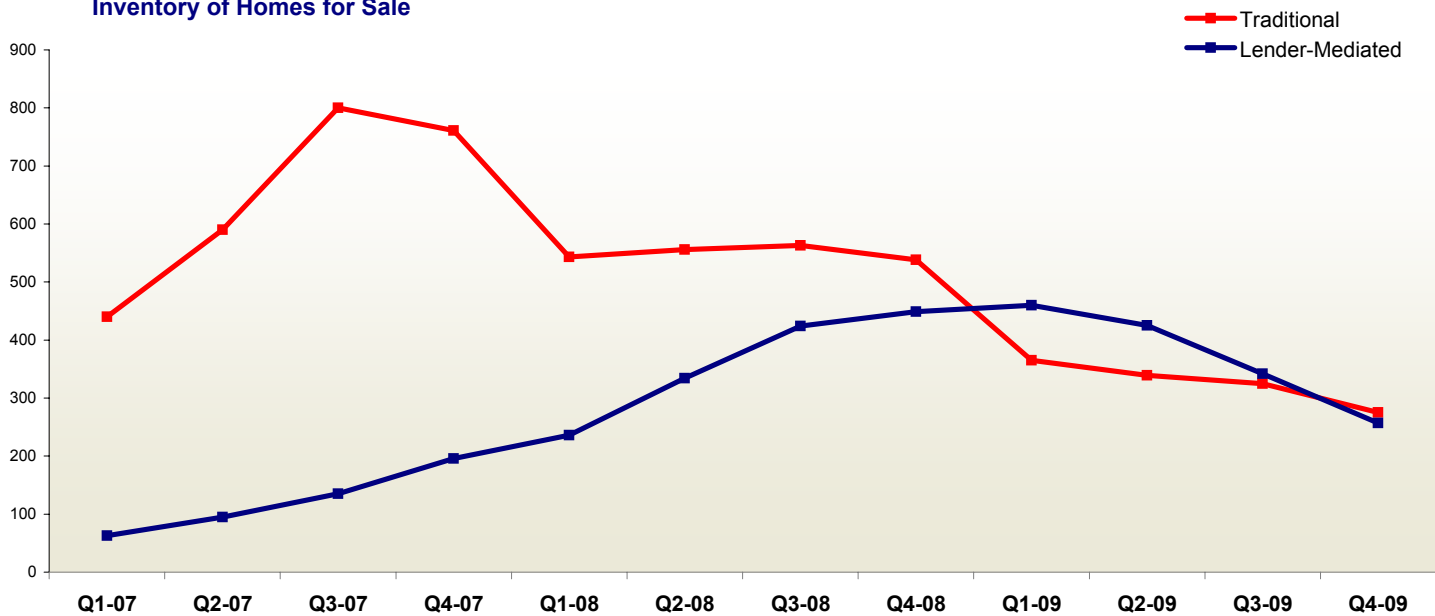
Traditional

	1-2009*	1-2010*	+/-	1-2009*	1-2010*	+/-
New Listings	1,352	1,373	+ 1.6%	1,435	1,036	- 27.8%
Closed Sales	526	1,005	+ 91.1%	479	525	+ 9.6%
Inventory of Homes for Sale**	449	257	- 42.8%	538	275	- 48.9%
Months Supply of Inventory**	9.6	2.7	- 72.0%	11.3	5.6	- 50.4%

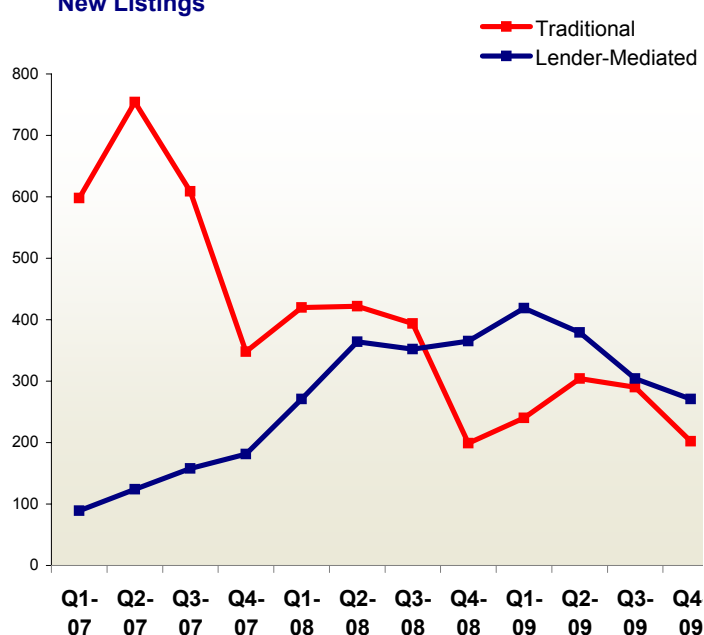
*For the prior twelve months through October

**As of the end of the period

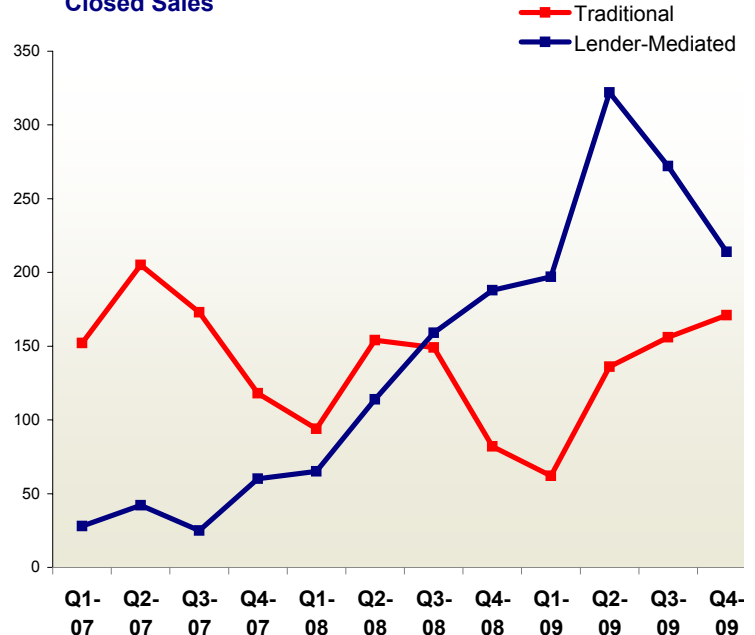
Inventory of Homes for Sale



New Listings



Closed Sales



FORECLOSURES AND SHORT SALES IN THE TWIN CITIES HOUSING MARKET



Area 364: Brooklyn Park

Lender-Mediated

Traditional

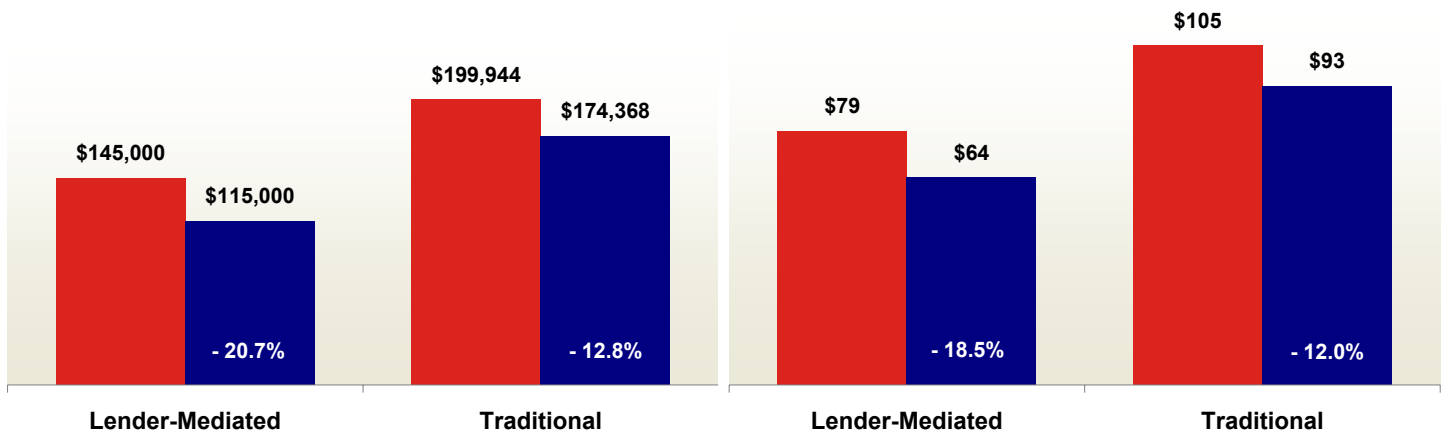
	1-2009*	1-2010*	+/-	1-2009*	1-2010*	+/-
Median Sales Price	\$145,000	\$115,000	- 20.7%	\$199,944	\$174,368	- 12.8%
Median Price Per Square Foot	\$79	\$64	- 18.5%	\$105	\$93	- 12.0%
Percent of Original List Price Received at Sale	88.8%	94.5%	+ 6.4%	92.2%	94.1%	+ 2.0%
Days on Market Until Sale	153	130	- 15.3%	160	145	- 9.6%

Median Sales Price

■ 1-2008 thru 12-2008
■ 1-2009 thru 12-2009

Median Price Per Square Foot

■ 1-2008 thru 12-2008
■ 1-2009 thru 12-2009



Percent of Original List Price Received

■ 1-2008 thru 12-2008
■ 1-2009 thru 12-2009

Days on Market Until Sale

■ 1-2008 thru 12-2008
■ 1-2009 thru 12-2009

