

FORECLOSURES AND SHORT SALES IN THE TWIN CITIES HOUSING MARKET



MINNEAPOLIS AREA Association
of REALTORS®
Q4-2009 Update

Area 341:

Wright County

Lender-Mediated

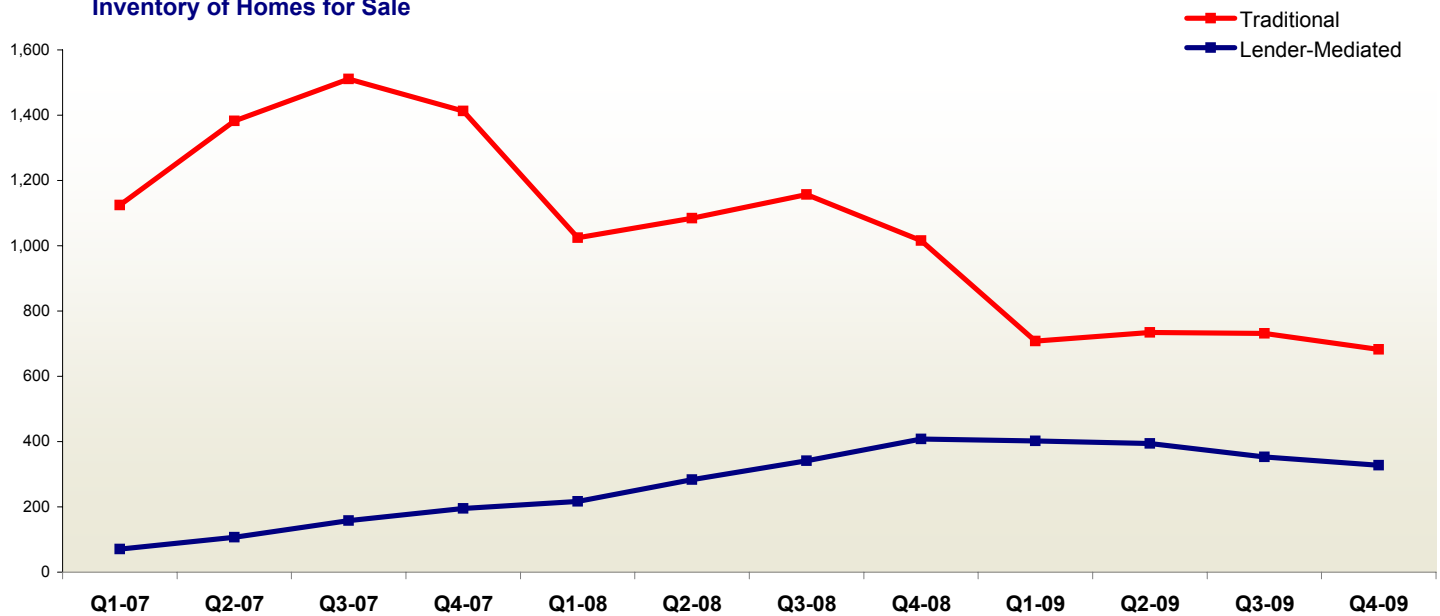
Traditional

	1-2009*	1-2010*	+/-	1-2009*	1-2010*	+/-
New Listings	1,195	1,251	+ 4.7%	2,535	1,728	- 31.8%
Closed Sales	519	915	+ 76.3%	850	685	- 19.4%
Inventory of Homes for Sale**	408	327	- 19.9%	1,016	682	- 32.9%
Months Supply of Inventory**	8.8	3.8	- 56.7%	12.5	9.9	- 21.0%

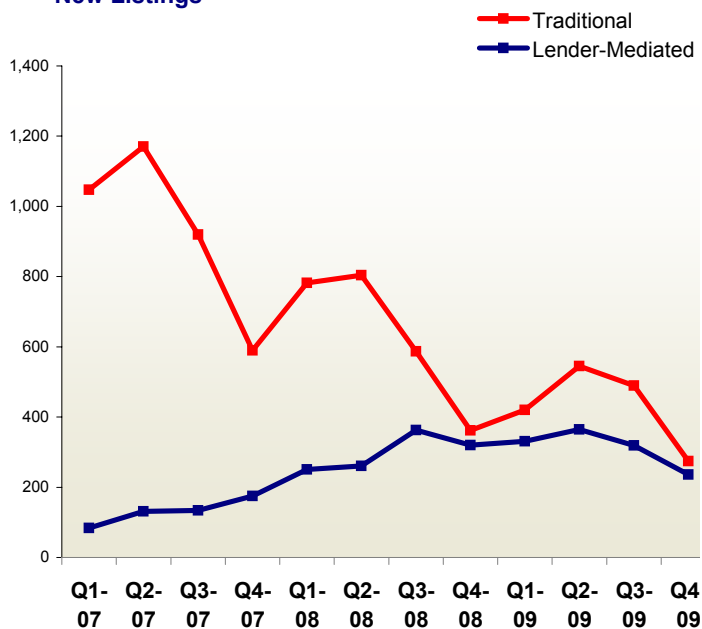
*For the prior twelve months through October

**As of the end of the period

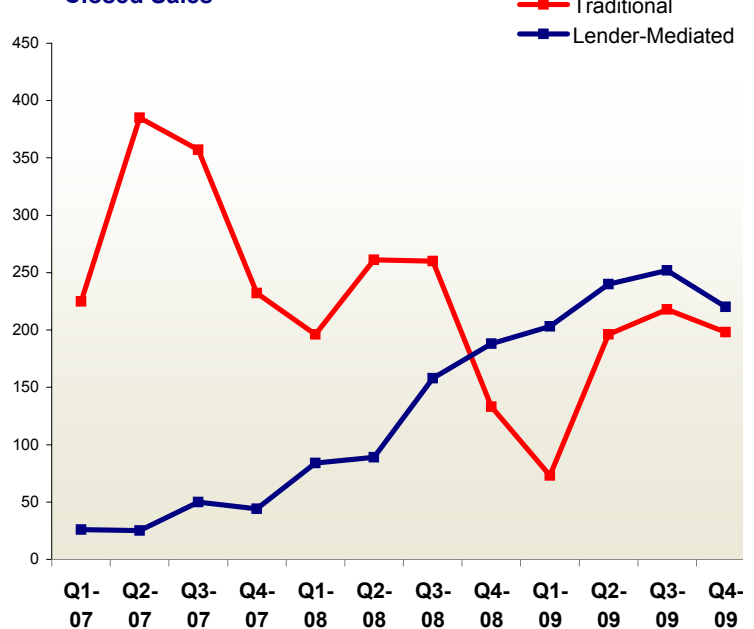
Inventory of Homes for Sale



New Listings



Closed Sales



FORECLOSURES AND SHORT SALES IN THE TWIN CITIES HOUSING MARKET



Area 341: Wright County

Lender-Mediated

Traditional

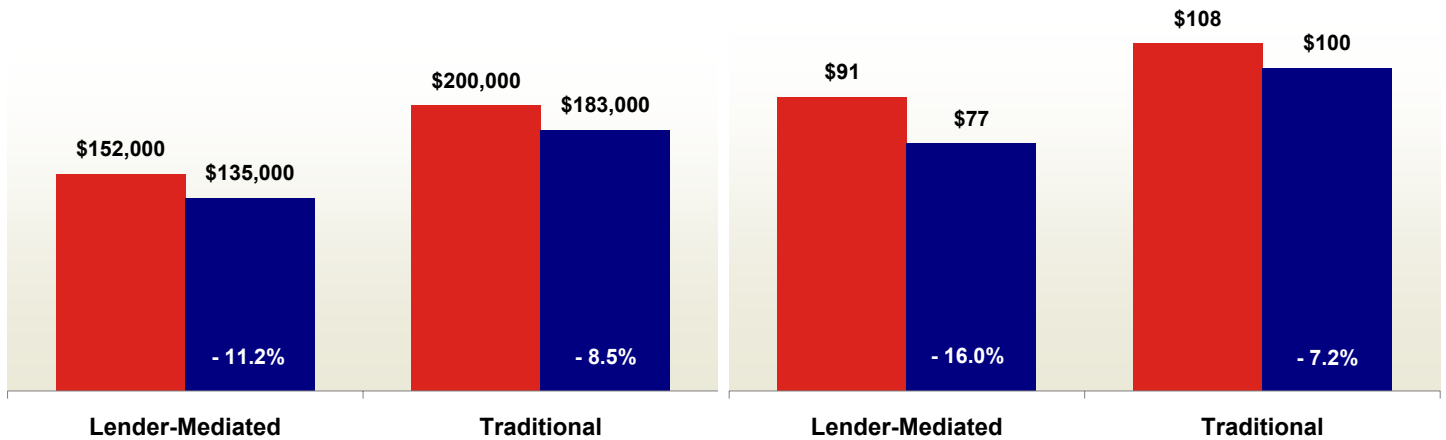
	1-2009*	1-2010*	+/-	1-2009*	1-2010*	+/-
Median Sales Price	\$152,000	\$135,000	- 11.2%	\$200,000	\$183,000	- 8.5%
Median Price Per Square Foot	\$91	\$77	- 16.0%	\$108	\$100	- 7.2%
Percent of Original List Price Received at Sale	88.8%	92.0%	+ 3.6%	92.5%	92.2%	- 0.3%
Days on Market Until Sale	147	144	- 1.7%	147	154	+ 5.1%

Median Sales Price

■ 1-2008 thru 12-2008
■ 1-2009 thru 12-2009

Median Price Per Square Foot

■ 1-2008 thru 12-2008
■ 1-2009 thru 12-2009



Percent of Original List Price Received

■ 1-2008 thru 12-2008
■ 1-2009 thru 12-2009

Days on Market Until Sale

■ 1-2008 thru 12-2008
■ 1-2009 thru 12-2009

