

FORECLOSURES AND SHORT SALES IN THE TWIN CITIES HOUSING MARKET



MINNEAPOLIS AREA Association
of REALTORS®
Q4-2009 Update

Area 748:

St. Paul: Town & Country/Merriam Park

Lender-Mediated

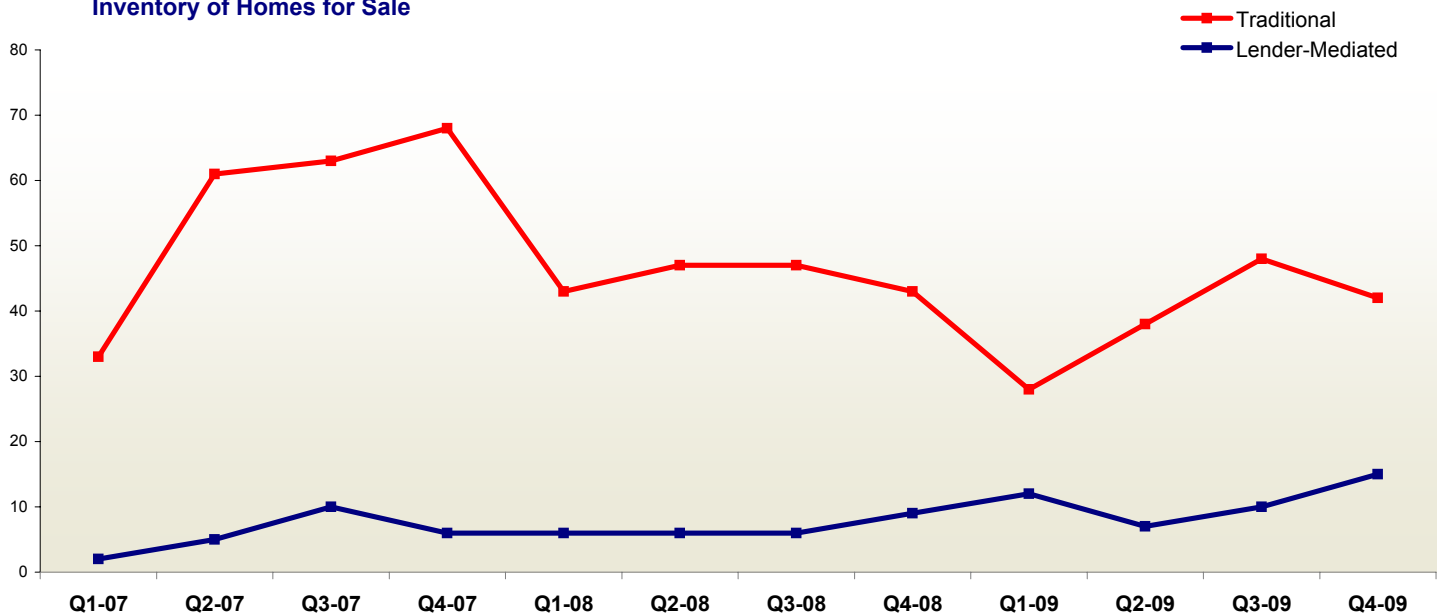
Traditional

	1-2009*	1-2010*	+/-	1-2009*	1-2010*	+/-
New Listings	40	47	+ 17.5%	150	160	+ 6.7%
Closed Sales	19	32	+ 68.4%	85	85	- 0.0%
Inventory of Homes for Sale**	9	15	+ 66.7%	43	42	- 2.3%
Months Supply of Inventory**	6.1	4.1	- 32.8%	6.2	5.7	- 7.9%

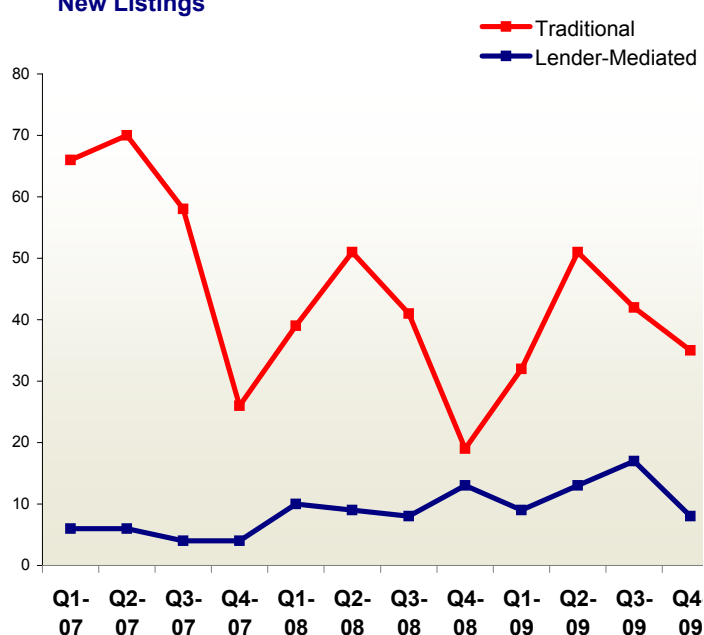
*For the prior twelve months through October

**As of the end of the period

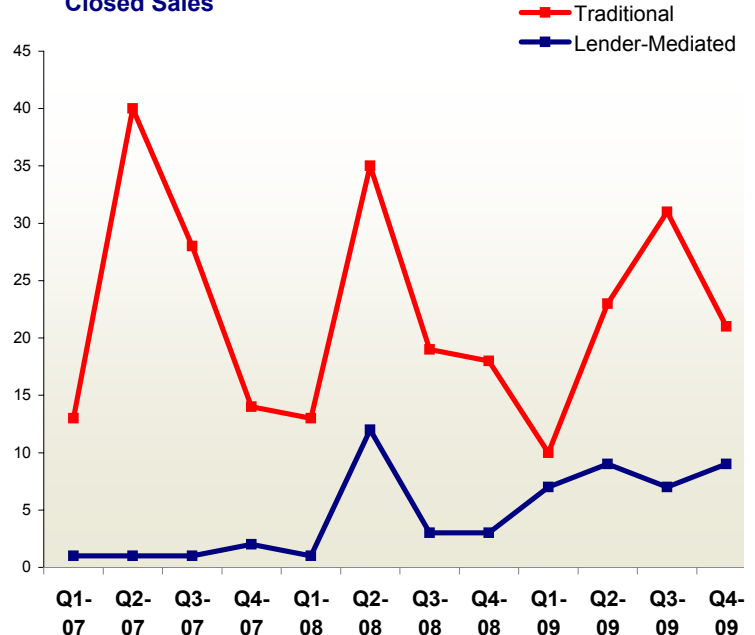
Inventory of Homes for Sale



New Listings



Closed Sales



FORECLOSURES AND SHORT SALES IN THE TWIN CITIES HOUSING MARKET



Area 748: St. Paul: Town & Country/Merriam Park

Lender-Mediated

Traditional

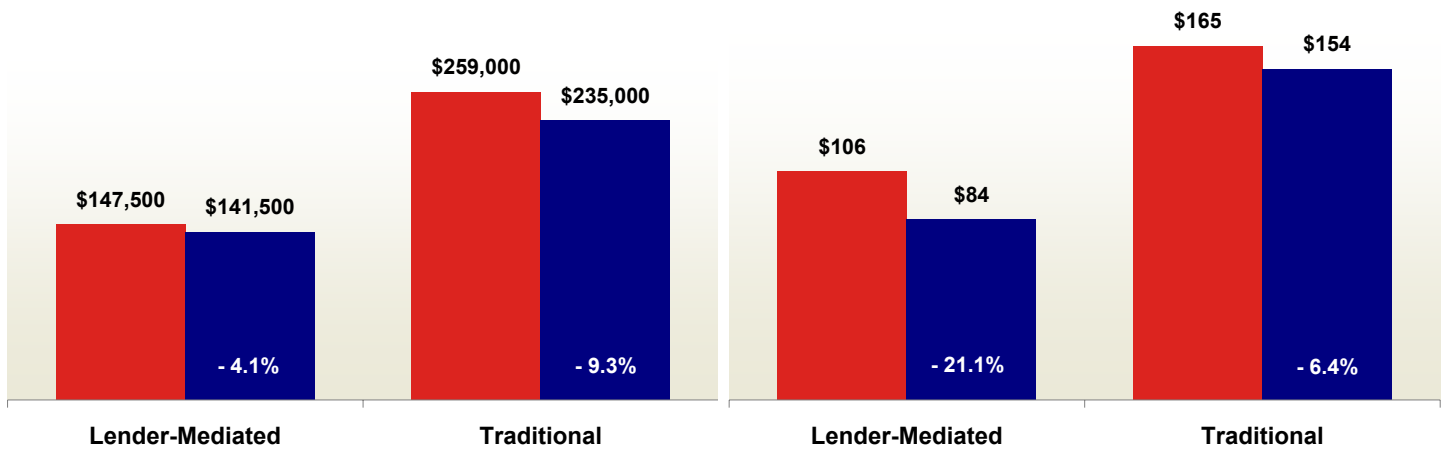
	1-2009*	1-2010*	+/-	1-2009*	1-2010*	+/-
Median Sales Price	\$147,500	\$141,500	- 4.1%	\$259,000	\$235,000	- 9.3%
Median Price Per Square Foot	\$106	\$84	- 21.1%	\$165	\$154	- 6.4%
Percent of Original List Price Received at Sale	91.3%	95.7%	+ 4.8%	92.5%	94.0%	+ 1.6%
Days on Market Until Sale	169	121	- 28.5%	104	97	- 7.2%

Median Sales Price

■ 1-2008 thru 12-2008
■ 1-2009 thru 12-2009

Median Price Per Square Foot

■ 1-2008 thru 12-2008
■ 1-2009 thru 12-2009



Percent of Original List Price Received

■ 1-2008 thru 12-2008
■ 1-2009 thru 12-2009

Days on Market Until Sale

■ 1-2008 thru 12-2008
■ 1-2009 thru 12-2009

