

# FORECLOSURES AND SHORT SALES IN THE TWIN CITIES HOUSING MARKET



MINNEAPOLIS AREA Association  
of REALTORS®  
Q4-2009 Update

## Area 771:

### Spring Lake Park

### Lender-Mediated

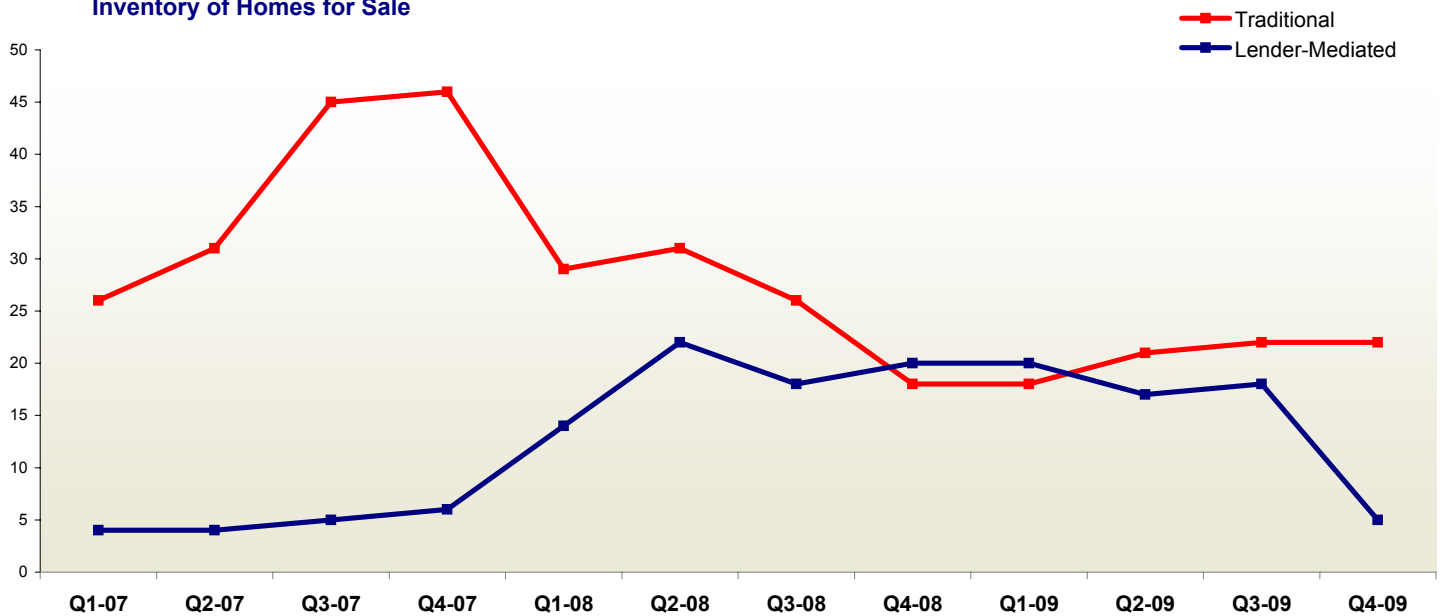
### Traditional

	1-2009*	1-2010*	+/-	1-2009*	1-2010*	+/-
New Listings	65	55	- 15.4%	80	73	- 8.8%
Closed Sales	30	49	+ 63.3%	43	36	- 16.3%
Inventory of Homes for Sale**	20	5	- 75.0%	18	22	+ 22.2%
Months Supply of Inventory**	6.8	1.4	- 79.7%	5.1	6.7	+ 31.2%

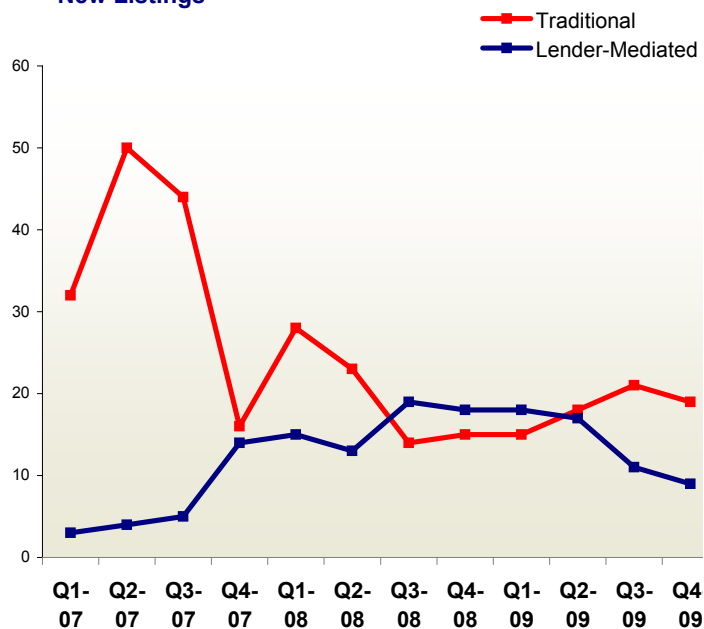
\*For the prior twelve months through October

\*\*As of the end of the period

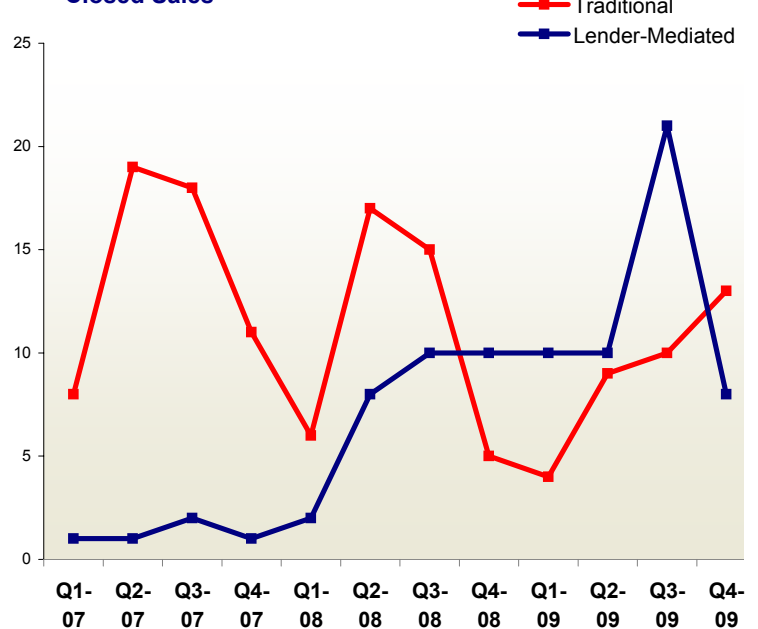
Inventory of Homes for Sale



New Listings



Closed Sales



# FORECLOSURES AND SHORT SALES IN THE TWIN CITIES HOUSING MARKET



## Area 771: Spring Lake Park

### Lender-Mediated

### Traditional

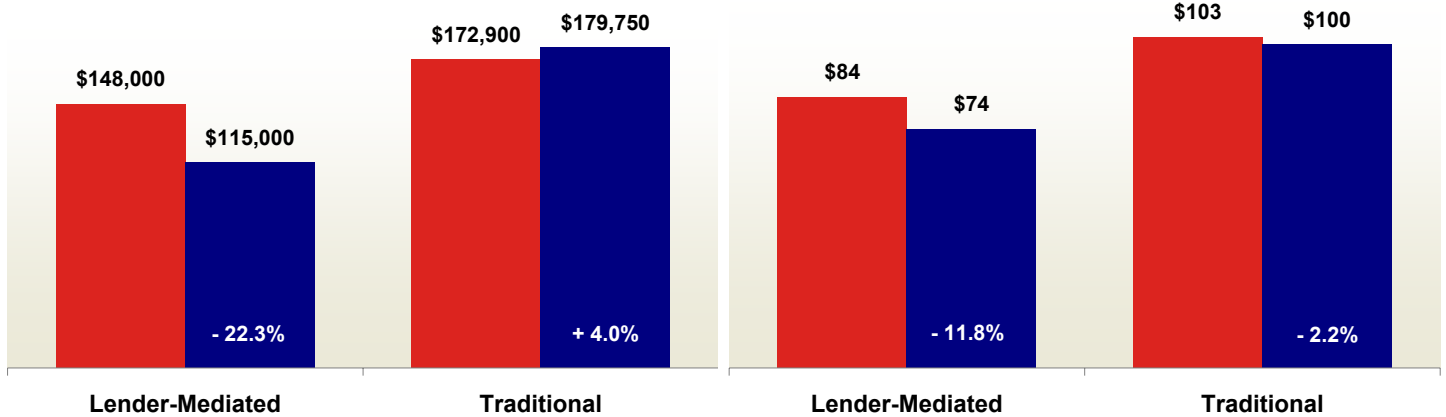
	1-2009*	1-2010*	+/-	1-2009*	1-2010*	+/-
Median Sales Price	\$148,000	\$115,000	- 22.3%	\$172,900	\$179,750	+ 4.0%
Median Price Per Square Foot	\$84	\$74	- 11.8%	\$103	\$100	- 2.2%
Percent of Original List Price Received at Sale	90.9%	92.2%	+ 1.5%	92.4%	94.1%	+ 1.9%
Days on Market Until Sale	130	108	- 16.4%	157	114	- 27.4%

Median Sales Price

■ 1-2008 thru 12-2008  
■ 1-2009 thru 12-2009

Median Price Per Square Foot

■ 1-2008 thru 12-2008  
■ 1-2009 thru 12-2009



Percent of Original List Price Received

■ 1-2008 thru 12-2008  
■ 1-2009 thru 12-2009

Days on Market Until Sale

■ 1-2008 thru 12-2008  
■ 1-2009 thru 12-2009

