

FORECLOSURES AND SHORT SALES IN THE TWIN CITIES HOUSING MARKET



MINNEAPOLIS AREA Association
of REALTORS®
Q4-2009 Update

Area 711: Southern Chisago County

Lender-Mediated

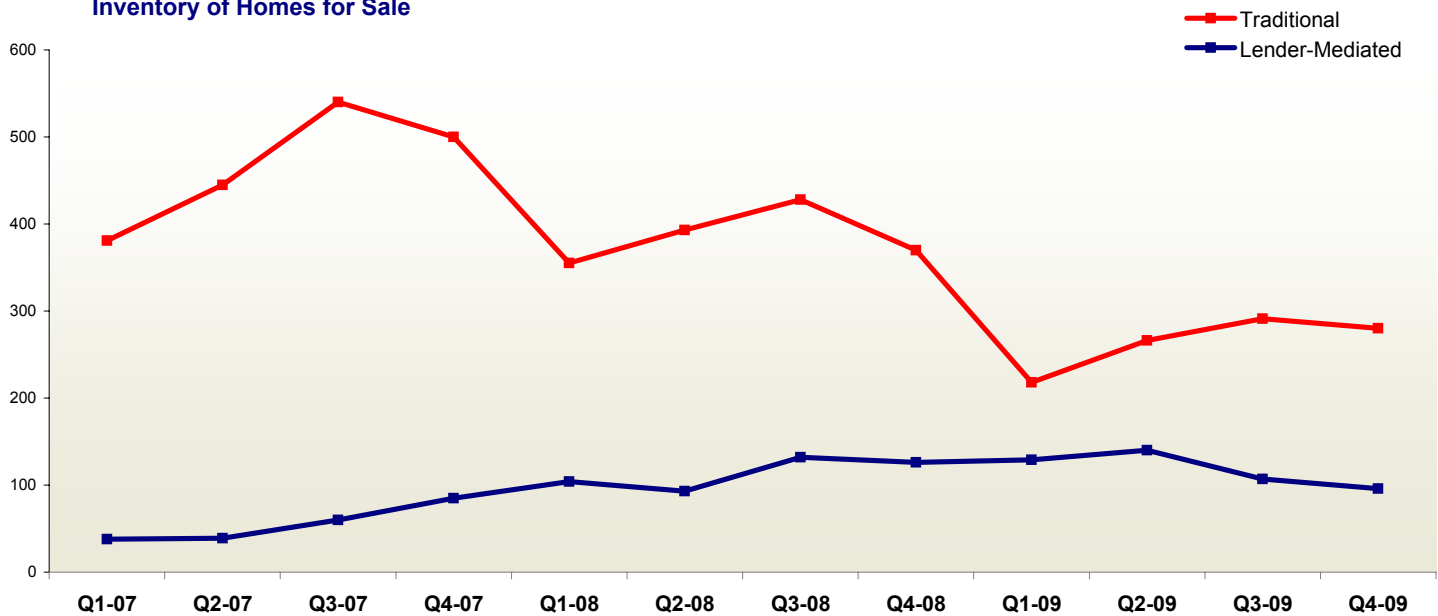
Traditional

	1-2009*	1-2010*	+/-	1-2009*	1-2010*	+/-
New Listings	385	365	- 5.2%	781	591	- 24.3%
Closed Sales	175	260	+ 48.6%	224	177	- 21.0%
Inventory of Homes for Sale**	126	96	- 23.8%	370	280	- 24.3%
Months Supply of Inventory**	8.2	4.4	- 46.2%	14.9	15.3	+ 2.3%

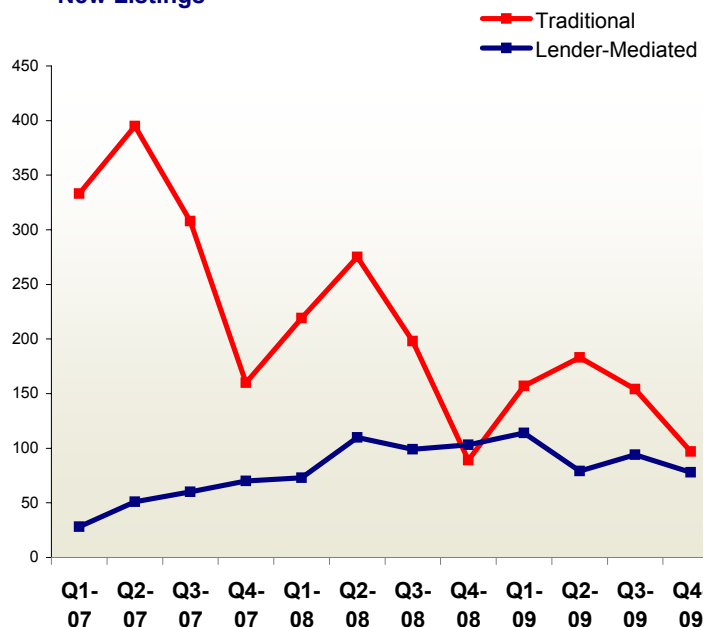
*For the prior twelve months through October

**As of the end of the period

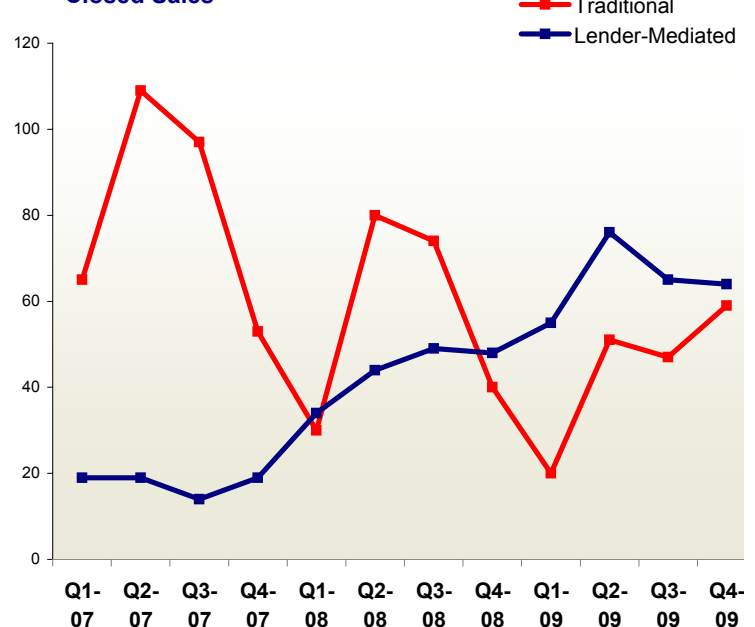
Inventory of Homes for Sale



New Listings



Closed Sales



FORECLOSURES AND SHORT SALES IN THE TWIN CITIES HOUSING MARKET



Area 711: Southern Chisago County

Lender-Mediated

Traditional

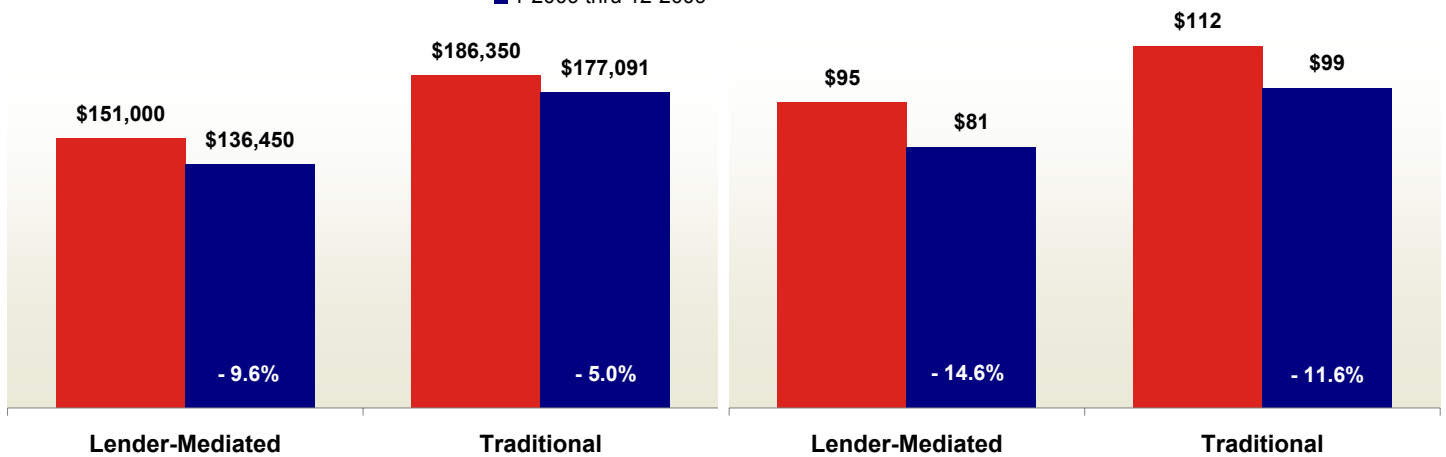
	1-2009*	1-2010*	+/-	1-2009*	1-2010*	+/-
Median Sales Price	\$151,000	\$136,450	- 9.6%	\$186,350	\$177,091	- 5.0%
Median Price Per Square Foot	\$95	\$81	- 14.6%	\$112	\$99	- 11.6%
Percent of Original List Price Received at Sale	88.5%	89.1%	+ 0.7%	90.6%	91.1%	+ 0.6%
Days on Market Until Sale	179	171	- 4.3%	208	199	- 4.4%

Median Sales Price

■ 1-2008 thru 12-2008
■ 1-2009 thru 12-2009

Median Price Per Square Foot

■ 1-2008 thru 12-2008
■ 1-2009 thru 12-2009



Percent of Original List Price Received

■ 1-2008 thru 12-2008
■ 1-2009 thru 12-2009

Days on Market Until Sale

■ 1-2008 thru 12-2008
■ 1-2009 thru 12-2009

