

FORECLOSURES AND SHORT SALES IN THE TWIN CITIES HOUSING MARKET



MINNEAPOLIS AREA Association
of REALTORS®
Q4-2009 Update

Area 780:

Sherburne County

Lender-Mediated

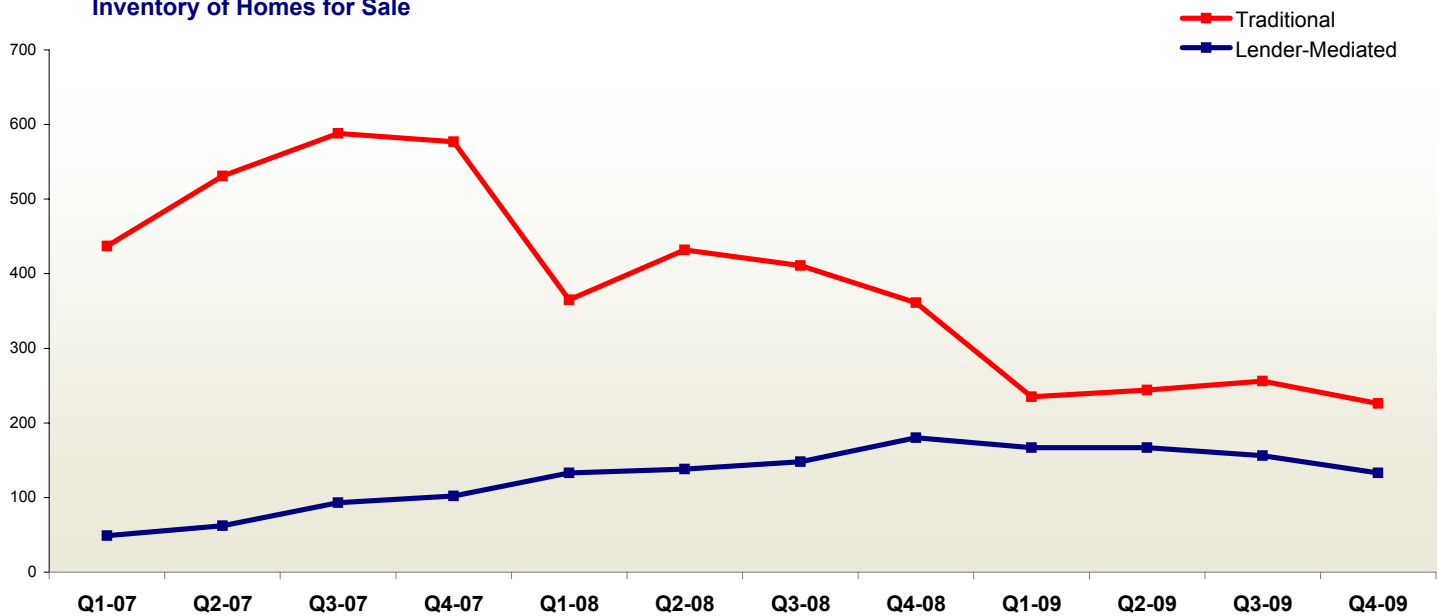
Traditional

	1-2009*	1-2010*	+/-	1-2009*	1-2010*	+/-
New Listings	524	524	- 0.0%	869	575	- 33.8%
Closed Sales	258	375	+ 45.3%	245	183	- 25.3%
Inventory of Homes for Sale**	180	133	- 26.1%	361	226	- 37.4%
Months Supply of Inventory**	7.6	4.1	- 45.3%	14.5	12.9	- 10.8%

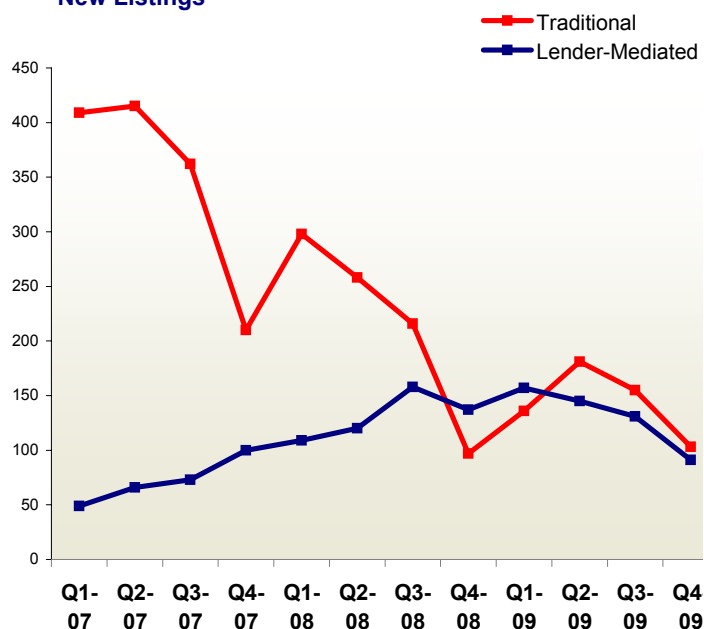
*For the prior twelve months through October

**As of the end of the period

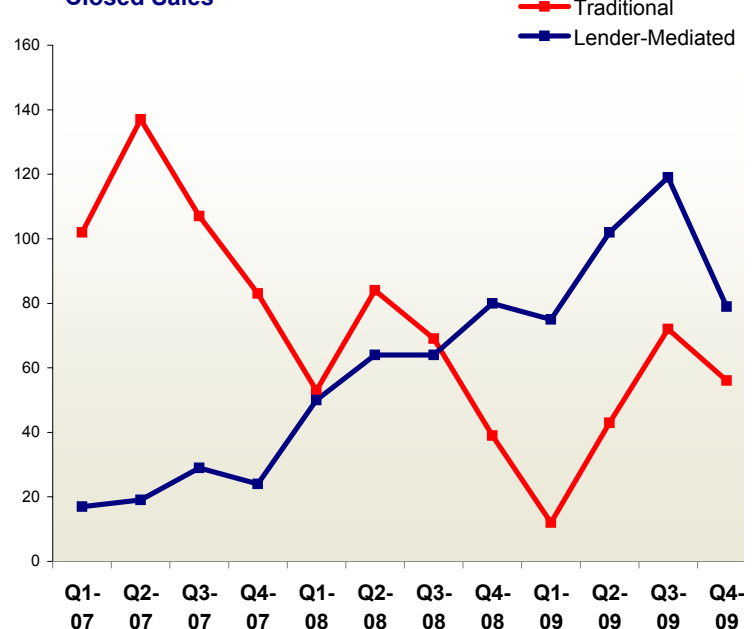
Inventory of Homes for Sale



New Listings



Closed Sales



FORECLOSURES AND SHORT SALES IN THE TWIN CITIES HOUSING MARKET



Area 780: Sherburne County

Lender-Mediated

Traditional

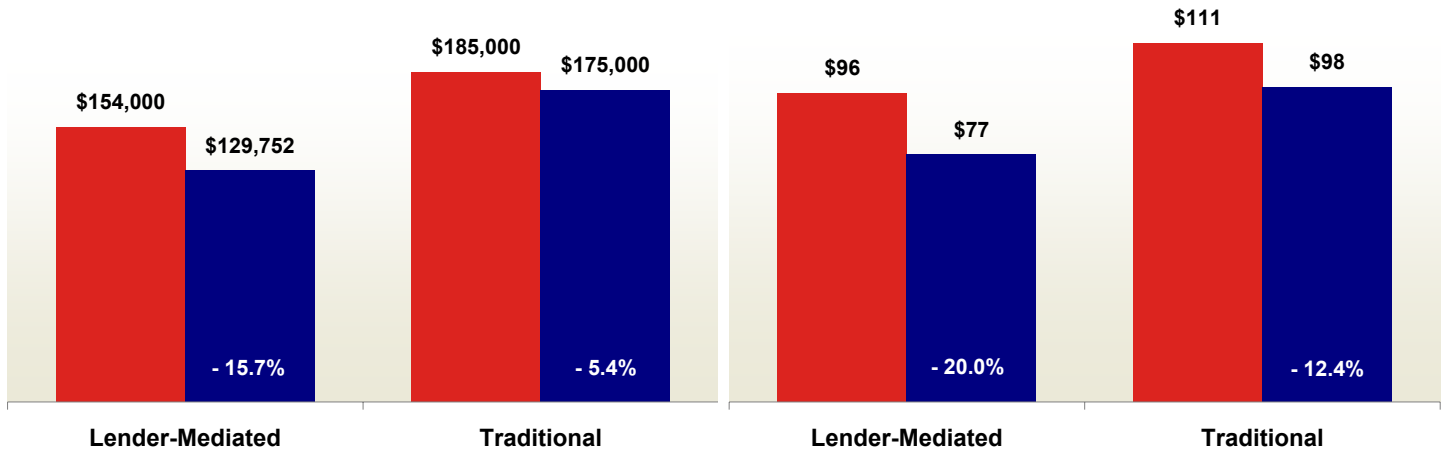
	1-2009*	1-2010*	+/-	1-2009*	1-2010*	+/-
Median Sales Price	\$154,000	\$129,752	- 15.7%	\$185,000	\$175,000	- 5.4%
Median Price Per Square Foot	\$96	\$77	- 20.0%	\$111	\$98	- 12.4%
Percent of Original List Price Received at Sale	89.7%	91.8%	+ 2.4%	90.9%	93.6%	+ 3.0%
Days on Market Until Sale	159	155	- 2.4%	192	180	- 6.6%

Median Sales Price

■ 1-2008 thru 12-2008
■ 1-2009 thru 12-2009

Median Price Per Square Foot

■ 1-2008 thru 12-2008
■ 1-2009 thru 12-2009



Percent of Original List Price Received

■ 1-2008 thru 12-2008
■ 1-2009 thru 12-2009

Days on Market Until Sale

■ 1-2008 thru 12-2008
■ 1-2009 thru 12-2009

