

FORECLOSURES AND SHORT SALES IN THE TWIN CITIES HOUSING MARKET



MINNEAPOLIS AREA Association
of REALTORS®

Q4-2009 Update

Area 644:

Savage

Lender-Mediated

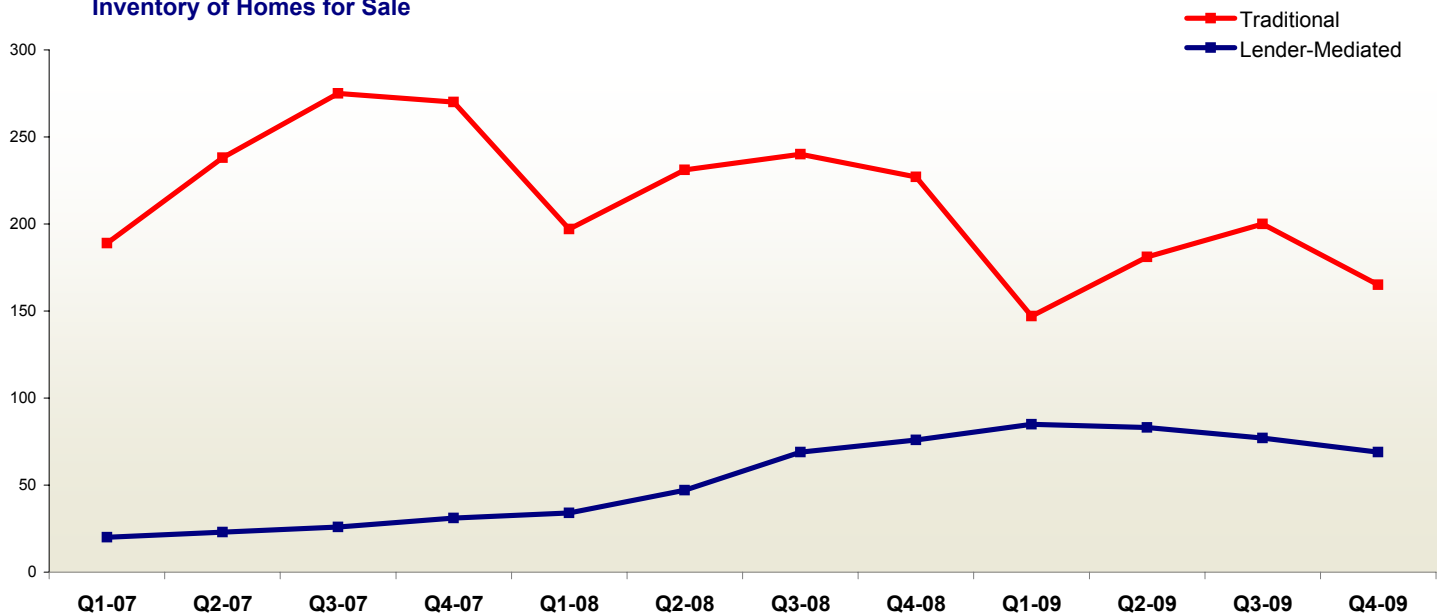
Traditional

	1-2009*	1-2010*	+/-	1-2009*	1-2010*	+/-
New Listings	208	248	+ 19.2%	726	606	- 16.5%
Closed Sales	82	158	+ 92.7%	265	261	- 1.5%
Inventory of Homes for Sale**	76	69	- 9.2%	227	165	- 27.3%
Months Supply of Inventory**	12.3	4.9	- 59.9%	8.7	5.8	- 33.1%

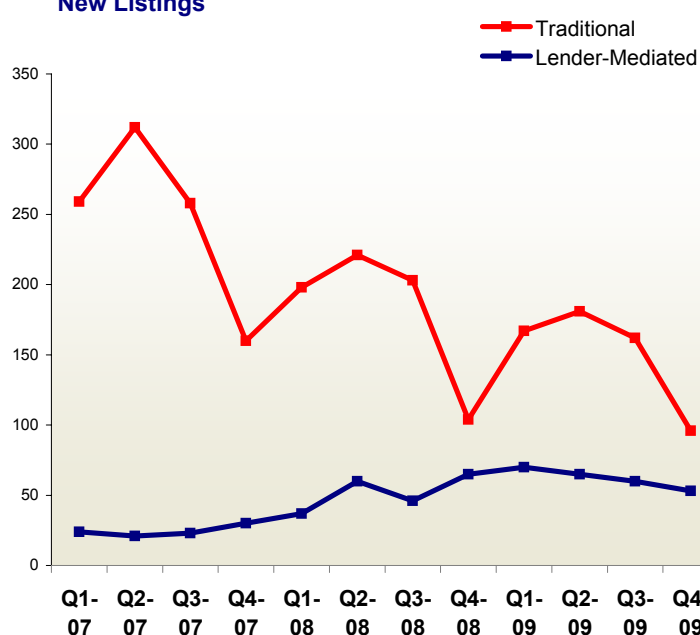
*For the prior twelve months through October

**As of the end of the period

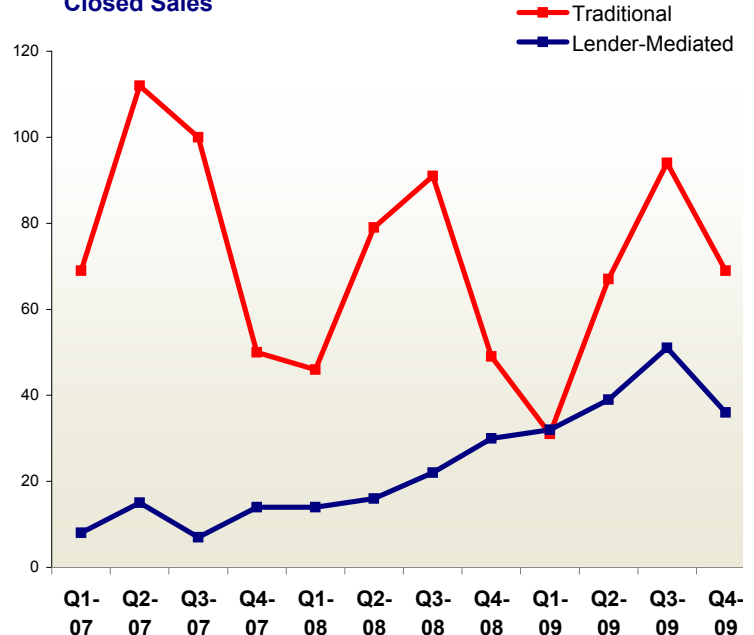
Inventory of Homes for Sale



New Listings



Closed Sales



FORECLOSURES AND SHORT SALES IN THE TWIN CITIES HOUSING MARKET



Area 644: Savage

Lender-Mediated

Traditional

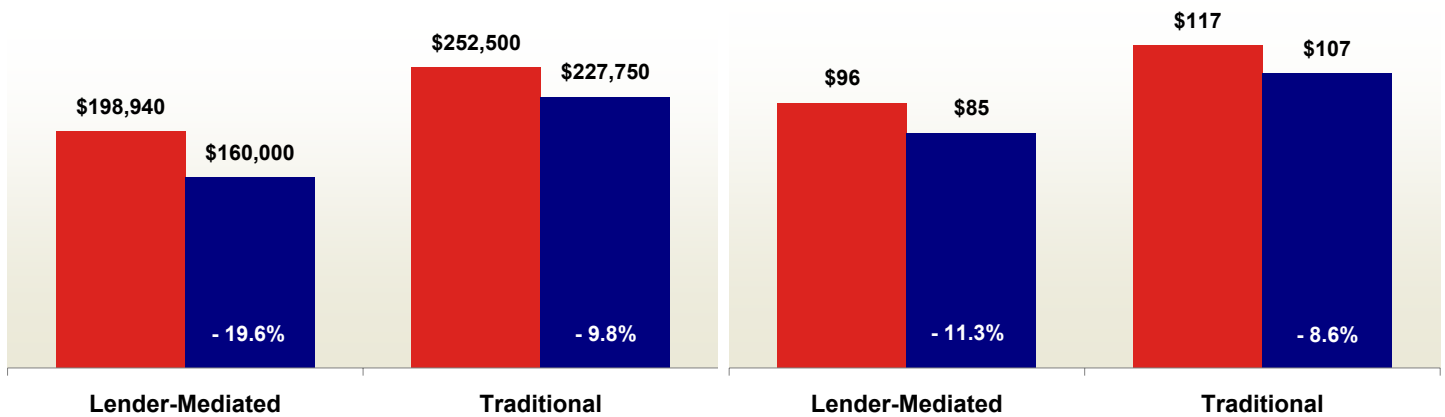
	1-2009*	1-2010*	+/-	1-2009*	1-2010*	+/-
Median Sales Price	\$198,940	\$160,000	- 19.6%	\$252,500	\$227,750	- 9.8%
Median Price Per Square Foot	\$96	\$85	- 11.3%	\$117	\$107	- 8.6%
Percent of Original List Price Received at Sale	88.0%	91.5%	+ 4.0%	93.8%	93.9%	+ 0.1%
Days on Market Until Sale	181	159	- 12.3%	133	143	+ 7.5%

Median Sales Price

■ 1-2008 thru 12-2008
■ 1-2009 thru 12-2009

Median Price Per Square Foot

■ 1-2008 thru 12-2008
■ 1-2009 thru 12-2009



Percent of Original List Price Received

■ 1-2008 thru 12-2008
■ 1-2009 thru 12-2009

Days on Market Until Sale

■ 1-2008 thru 12-2008
■ 1-2009 thru 12-2009

