

FORECLOSURES AND SHORT SALES IN THE TWIN CITIES HOUSING MARKET



MINNEAPOLIS AREA Association
of REALTORS®
Q4-2009 Update

Area 391:

Saint Louis Park

Lender-Mediated

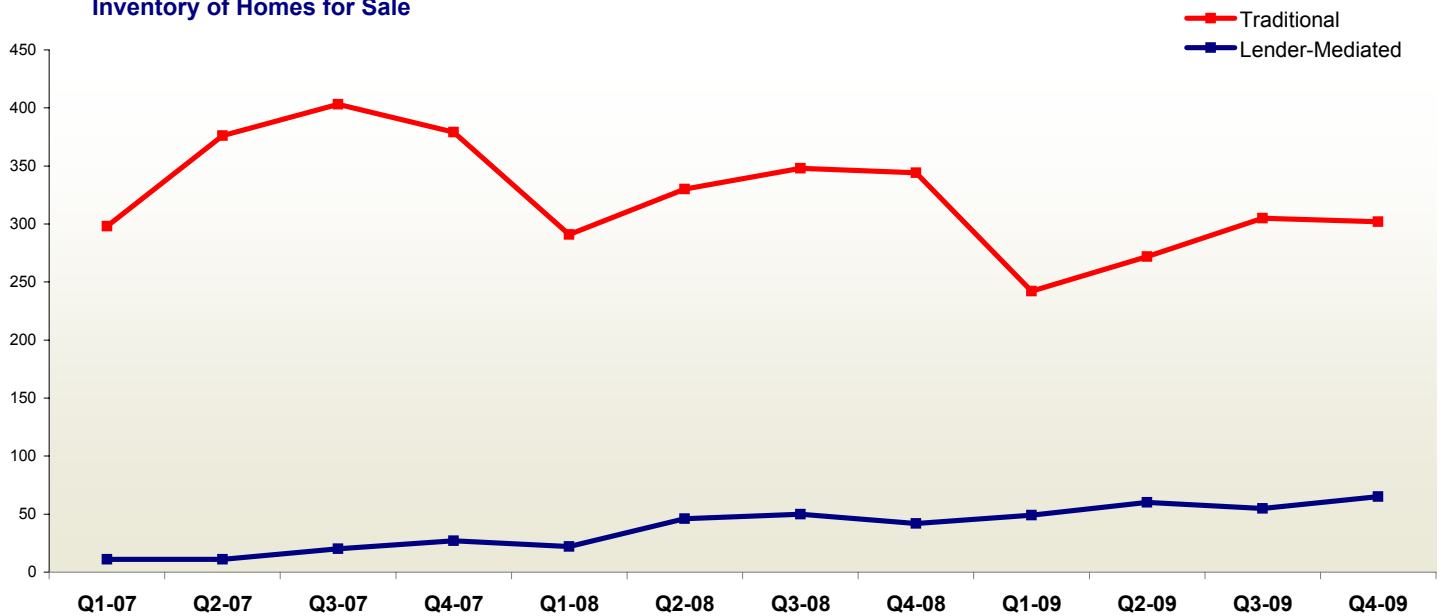
Traditional

	1-2009*	1-2010*	+/-	1-2009*	1-2010*	+/-
New Listings	160	191	+ 19.4%	1,103	1,078	- 2.3%
Closed Sales	82	116	+ 41.5%	520	552	+ 6.2%
Inventory of Homes for Sale**	42	65	+ 54.8%	344	302	- 12.2%
Months Supply of Inventory**	6.3	4.6	- 26.4%	7.1	5.6	- 22.0%

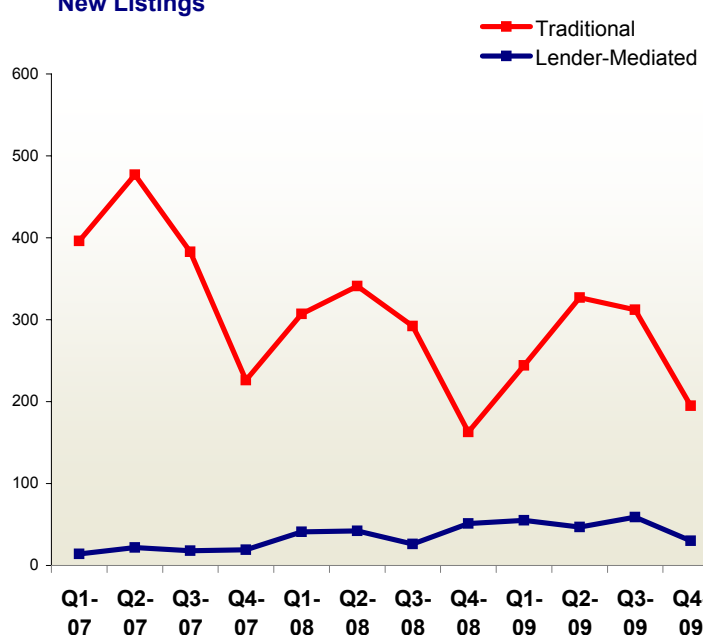
*For the prior twelve months through October

**As of the end of the period

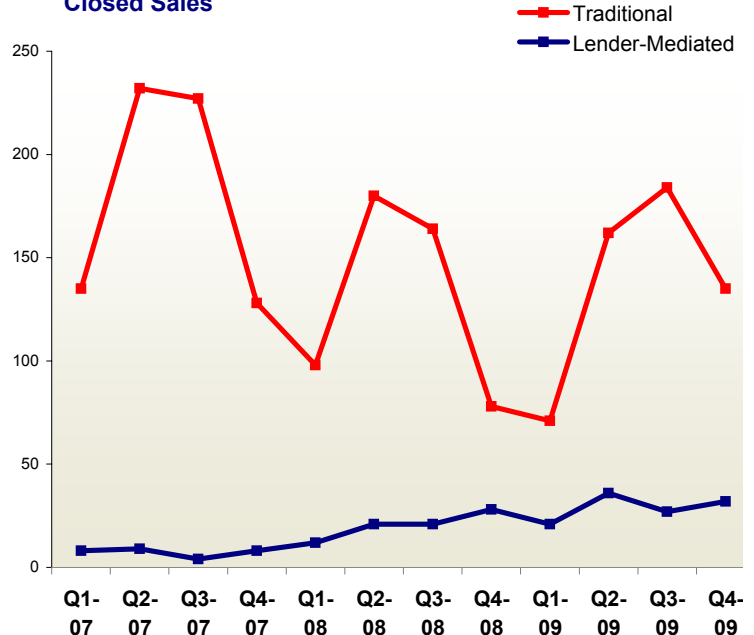
Inventory of Homes for Sale



New Listings



Closed Sales



FORECLOSURES AND SHORT SALES IN THE TWIN CITIES HOUSING MARKET



Area 391: Saint Louis Park

Lender-Mediated

Traditional

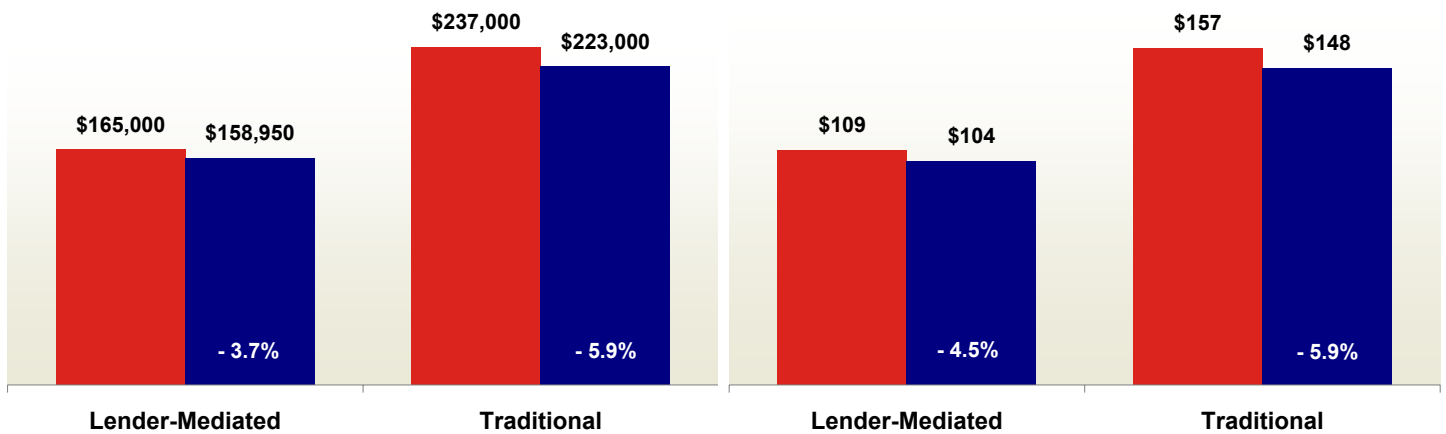
	1-2009*	1-2010*	+/-	1-2009*	1-2010*	+/-
Median Sales Price	\$165,000	\$158,950	- 3.7%	\$237,000	\$223,000	- 5.9%
Median Price Per Square Foot	\$109	\$104	- 4.5%	\$157	\$148	- 5.9%
Percent of Original List Price Received at Sale	92.6%	88.9%	- 4.0%	94.3%	94.0%	- 0.3%
Days on Market Until Sale	146	136	- 7.3%	107	115	+ 7.4%

Median Sales Price

■ 1-2008 thru 12-2008
■ 1-2009 thru 12-2009

Median Price Per Square Foot

■ 1-2008 thru 12-2008
■ 1-2009 thru 12-2009



Percent of Original List Price Received

■ 1-2008 thru 12-2008
■ 1-2009 thru 12-2009

Days on Market Until Sale

■ 1-2008 thru 12-2008
■ 1-2009 thru 12-2009

