

FORECLOSURES AND SHORT SALES IN THE TWIN CITIES HOUSING MARKET



MINNEAPOLIS AREA Association
of REALTORS®
Q4-2009 Update

Area 632: Rice County

Lender-Mediated

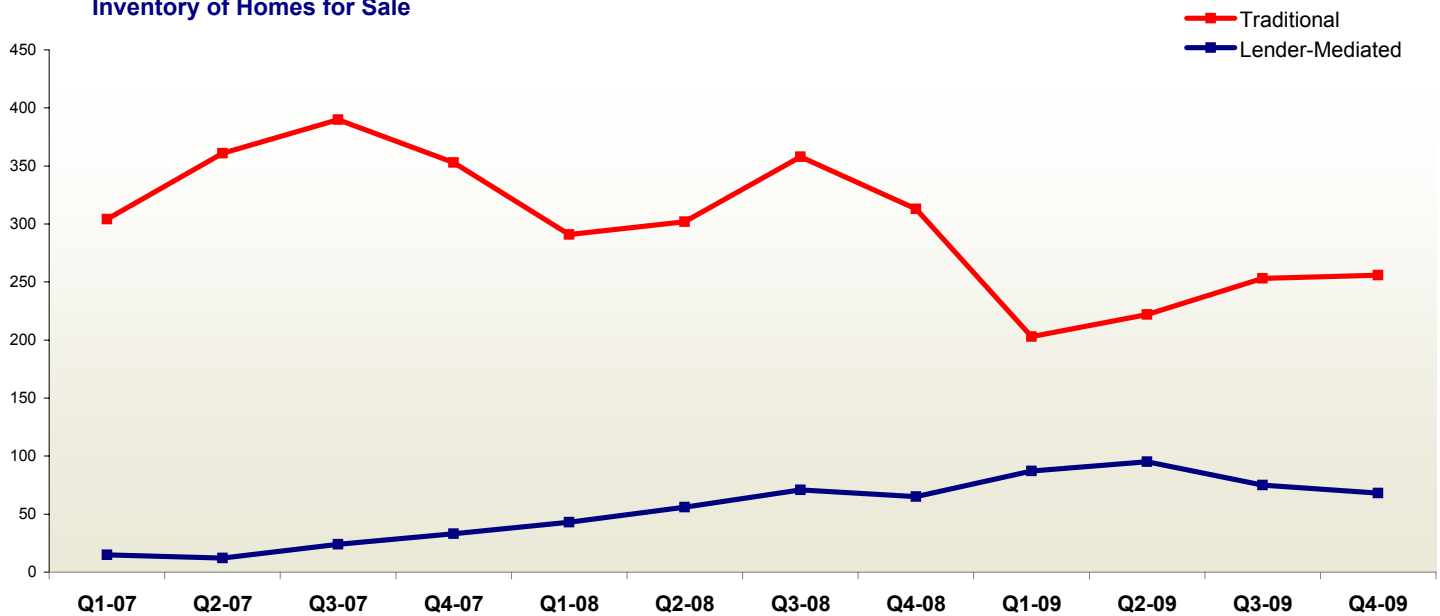
Traditional

	1-2009*	1-2010*	+/-	1-2009*	1-2010*	+/-
New Listings	215	268	+ 24.7%	701	566	- 19.3%
Closed Sales	91	173	+ 90.1%	240	228	- 5.0%
Inventory of Homes for Sale**	65	68	+ 4.6%	313	256	- 18.2%
Months Supply of Inventory**	10.0	4.3	- 57.2%	12.5	12.4	- 0.5%

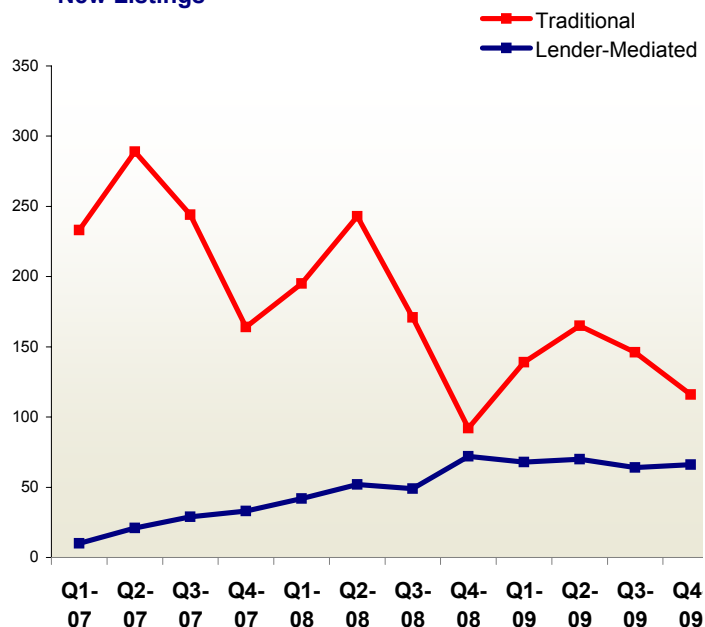
*For the prior twelve months through October

**As of the end of the period

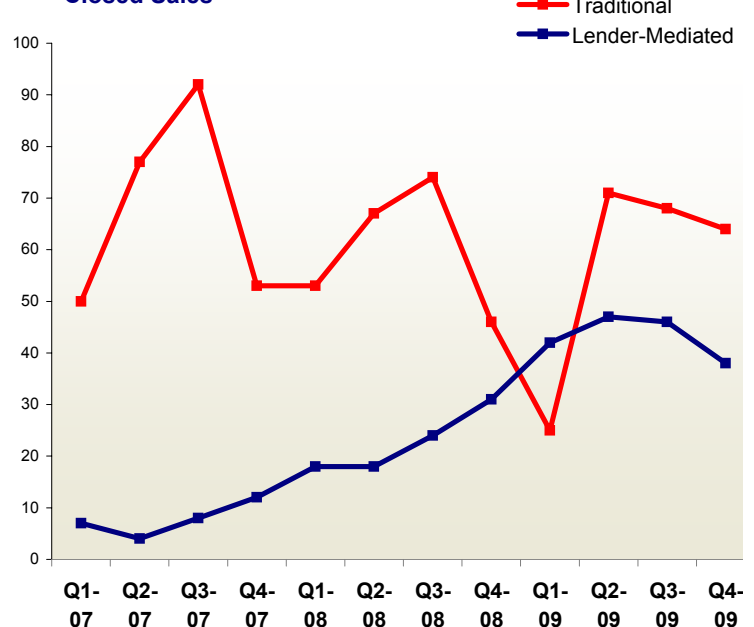
Inventory of Homes for Sale



New Listings



Closed Sales



FORECLOSURES AND SHORT SALES IN THE TWIN CITIES HOUSING MARKET



Area 632: Rice County

Lender-Mediated

Traditional

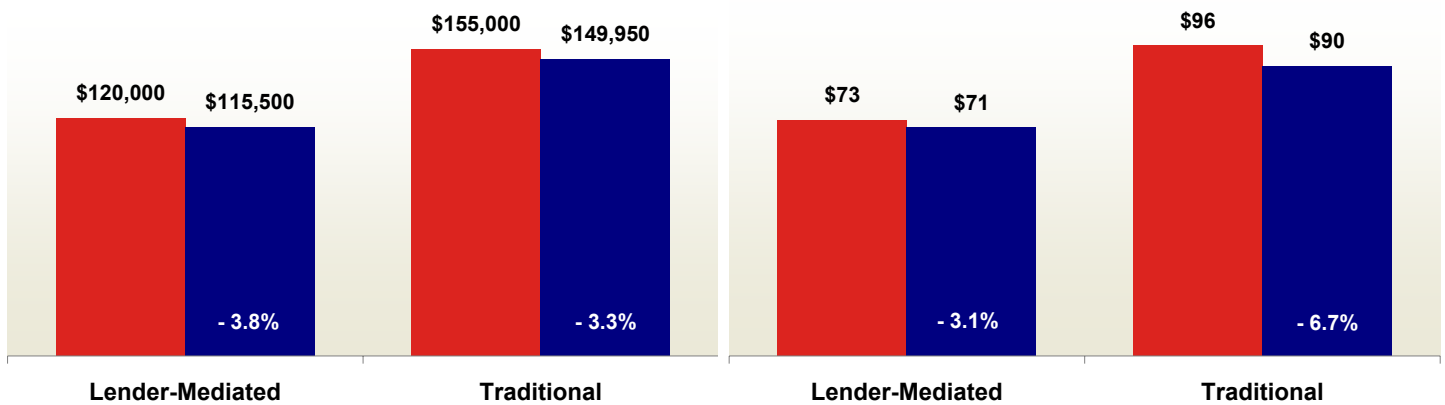
	1-2009*	1-2010*	+/-	1-2009*	1-2010*	+/-
Median Sales Price	\$120,000	\$115,500	- 3.8%	\$155,000	\$149,950	- 3.3%
Median Price Per Square Foot	\$73	\$71	- 3.1%	\$96	\$90	- 6.7%
Percent of Original List Price Received at Sale	86.8%	88.0%	+ 1.4%	92.2%	92.6%	+ 0.4%
Days on Market Until Sale	153	126	- 17.8%	160	168	+ 4.7%

Median Sales Price

■ 1-2008 thru 12-2008
■ 1-2009 thru 12-2009

Median Price Per Square Foot

■ 1-2008 thru 12-2008
■ 1-2009 thru 12-2009



Percent of Original List Price Received

■ 1-2008 thru 12-2008
■ 1-2009 thru 12-2009

Days on Market Until Sale

■ 1-2008 thru 12-2008
■ 1-2009 thru 12-2009

