

FORECLOSURES AND SHORT SALES IN THE TWIN CITIES HOUSING MARKET

Area 725:

Pine Springs/Lake Elmo/Oakdale

Lender-Mediated

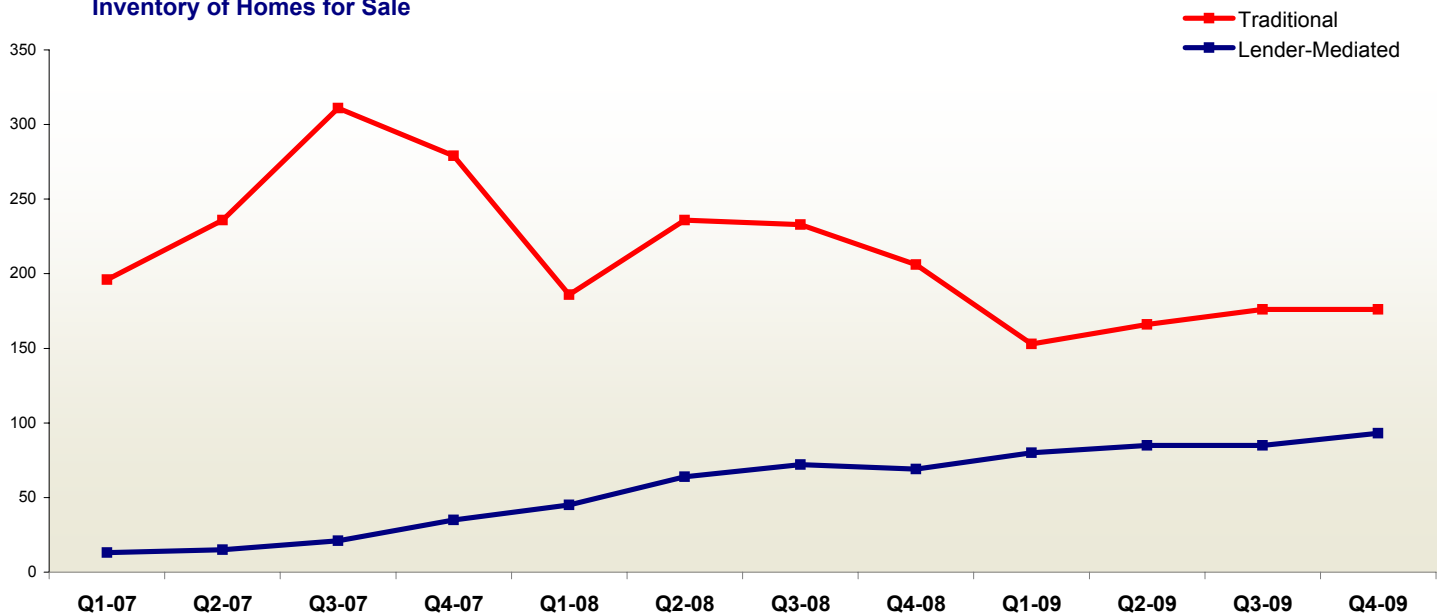
Traditional

	1-2009*	1-2010*	+/-	1-2009*	1-2010*	+/-
New Listings	233	295	+ 26.6%	583	518	- 11.1%
Closed Sales	110	189	+ 71.8%	230	234	+ 1.7%
Inventory of Homes for Sale**	69	93	+ 34.8%	206	176	- 14.6%
Months Supply of Inventory**	8.2	5.3	- 35.5%	8.9	7.8	- 12.4%

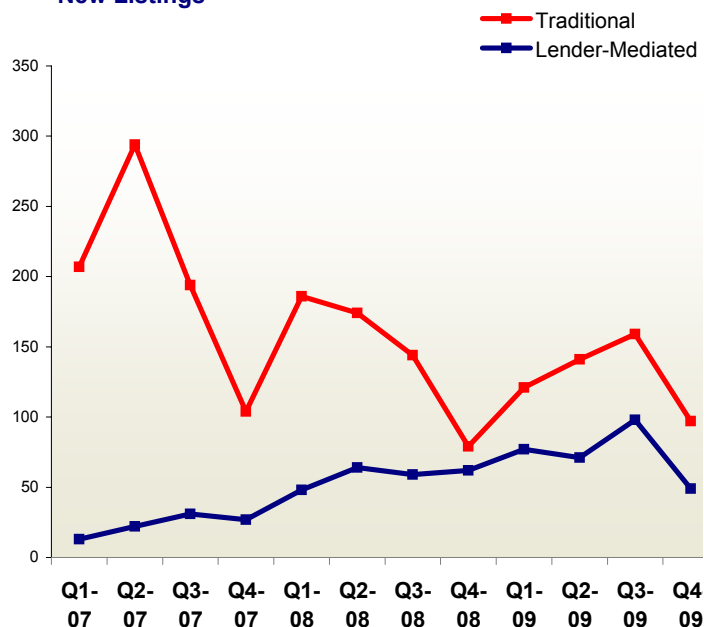
*For the prior twelve months through October

**As of the end of the period

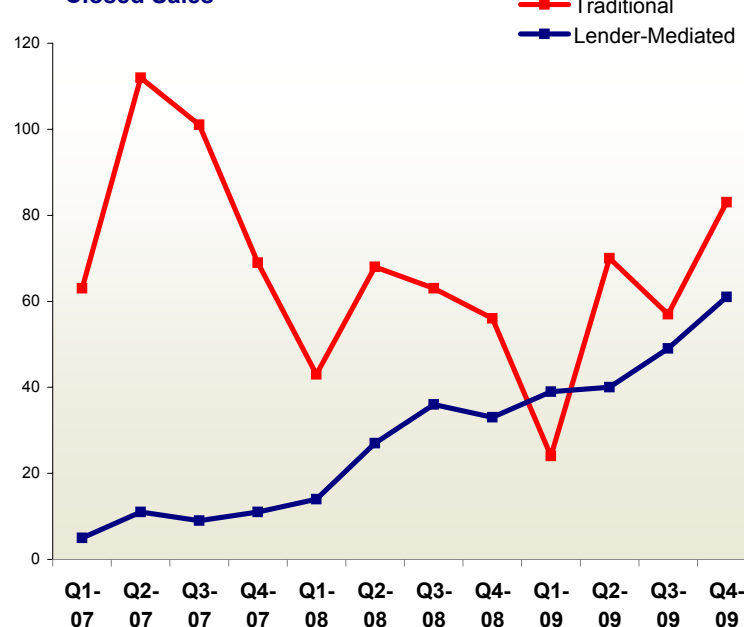
Inventory of Homes for Sale



New Listings



Closed Sales



FORECLOSURES AND SHORT SALES IN THE TWIN CITIES HOUSING MARKET



Area 725: Pine Springs/Lake Elmo/Oakdale

Lender-Mediated

Traditional

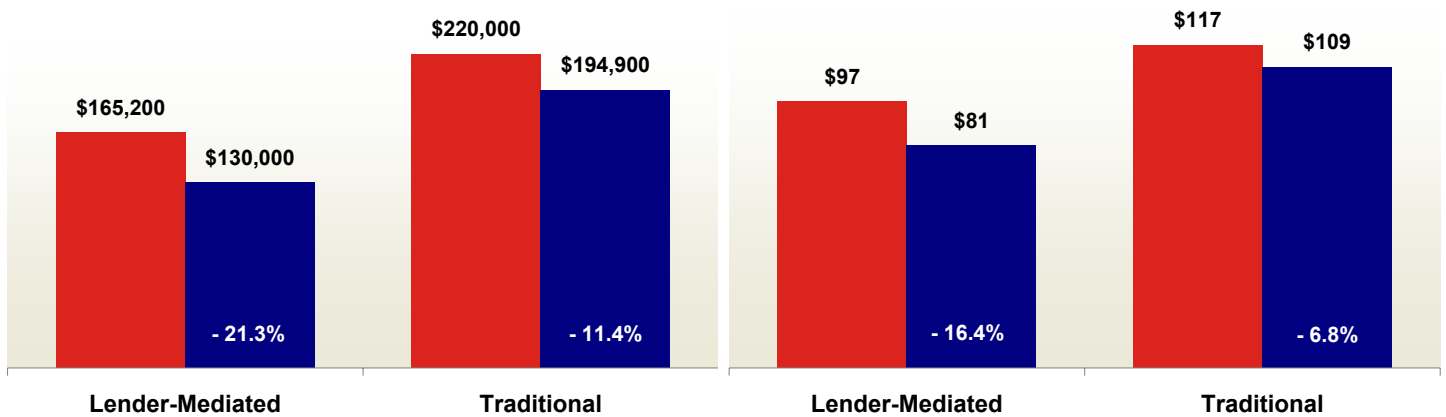
	1-2009*	1-2010*	+/-	1-2009*	1-2010*	+/-
Median Sales Price	\$165,200	\$130,000	- 21.3%	\$220,000	\$194,900	- 11.4%
Median Price Per Square Foot	\$97	\$81	- 16.4%	\$117	\$109	- 6.8%
Percent of Original List Price Received at Sale	89.7%	91.5%	+ 2.0%	94.4%	93.2%	- 1.3%
Days on Market Until Sale	151	137	- 9.4%	157	127	- 19.3%

Median Sales Price

■ 1-2008 thru 12-2008
■ 1-2009 thru 12-2009

Median Price Per Square Foot

■ 1-2008 thru 12-2008
■ 1-2009 thru 12-2009



Percent of Original List Price Received

■ 1-2008 thru 12-2008
■ 1-2009 thru 12-2009

Days on Market Until Sale

■ 1-2008 thru 12-2008
■ 1-2009 thru 12-2009

