

FORECLOSURES AND SHORT SALES IN THE TWIN CITIES HOUSING MARKET



MINNEAPOLIS AREA Association
of REALTORS®
Q4-2009 Update

Area 648: New Prague/New Market/Elko

Lender-Mediated

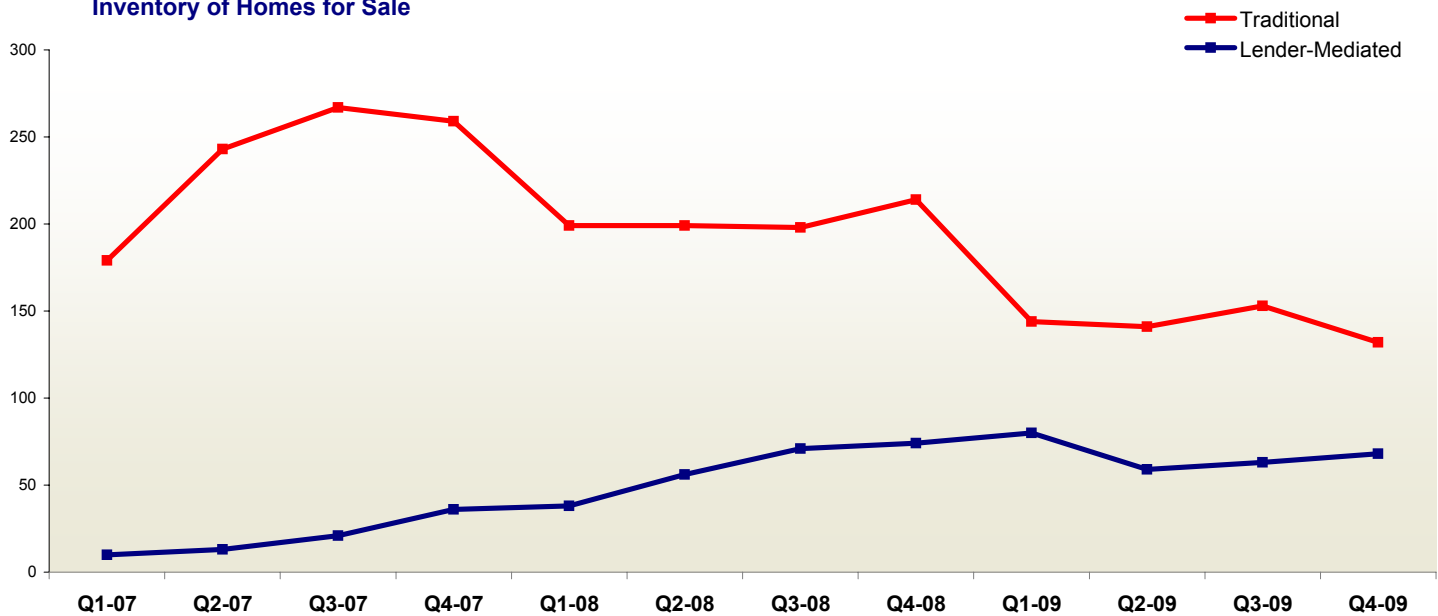
Traditional

	1-2009*	1-2010*	+/-	1-2009*	1-2010*	+/-
New Listings	224	221	- 1.3%	494	352	- 28.7%
Closed Sales	81	143	+ 76.5%	142	145	+ 2.1%
Inventory of Homes for Sale**	74	68	- 8.1%	214	132	- 38.3%
Months Supply of Inventory**	11.7	5.8	- 50.6%	15.4	9.5	- 38.5%

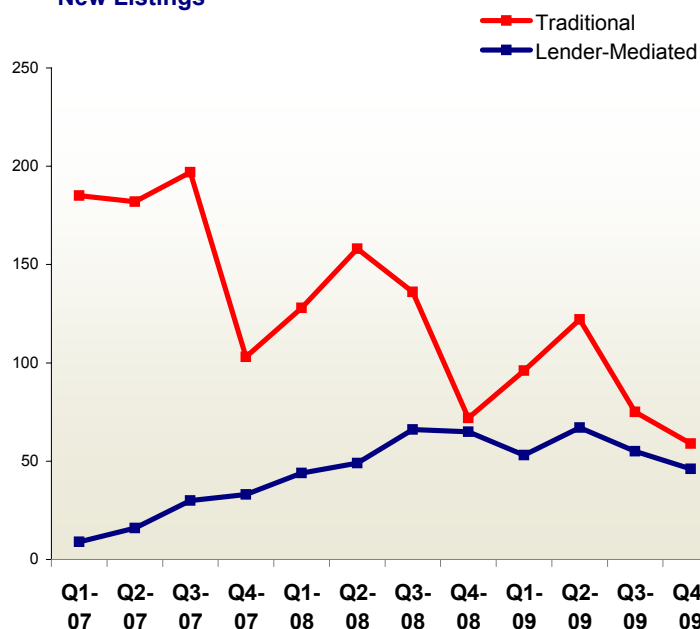
*For the prior twelve months through October

**As of the end of the period

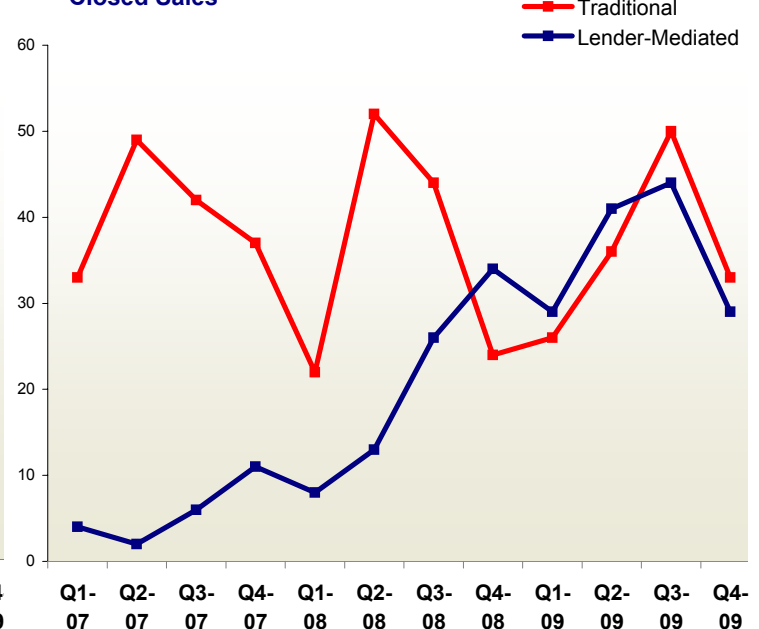
Inventory of Homes for Sale



New Listings



Closed Sales



FORECLOSURES AND SHORT SALES IN THE TWIN CITIES HOUSING MARKET



Area 648: New Prague/New Market/Elko

Lender-Mediated

Traditional

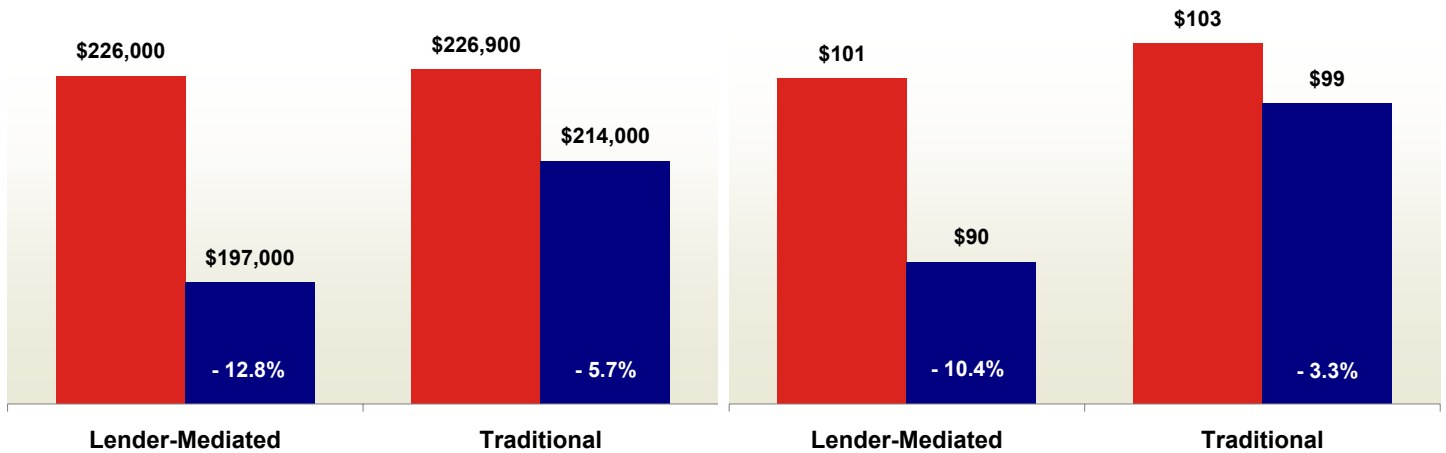
	1-2009*	1-2010*	+/-	1-2009*	1-2010*	+/-
Median Sales Price	\$226,000	\$197,000	- 12.8%	\$226,900	\$214,000	- 5.7%
Median Price Per Square Foot	\$101	\$90	- 10.4%	\$103	\$99	- 3.3%
Percent of Original List Price Received at Sale	88.9%	92.0%	+ 3.5%	91.3%	90.5%	- 0.8%
Days on Market Until Sale	148	147	- 0.6%	174	156	- 10.4%

Median Sales Price

■ 1-2008 thru 12-2008
■ 1-2009 thru 12-2009

Median Price Per Square Foot

■ 1-2008 thru 12-2008
■ 1-2009 thru 12-2009



Percent of Original List Price Received

■ 1-2008 thru 12-2008
■ 1-2009 thru 12-2009

Days on Market Until Sale

■ 1-2008 thru 12-2008
■ 1-2009 thru 12-2009

