

FORECLOSURES AND SHORT SALES IN THE TWIN CITIES HOUSING MARKET



MINNEAPOLIS AREA Association
of REALTORS®
Q4-2009 Update

Area 705:

Lino Lakes/Hugo/Centerville

Lender-Mediated

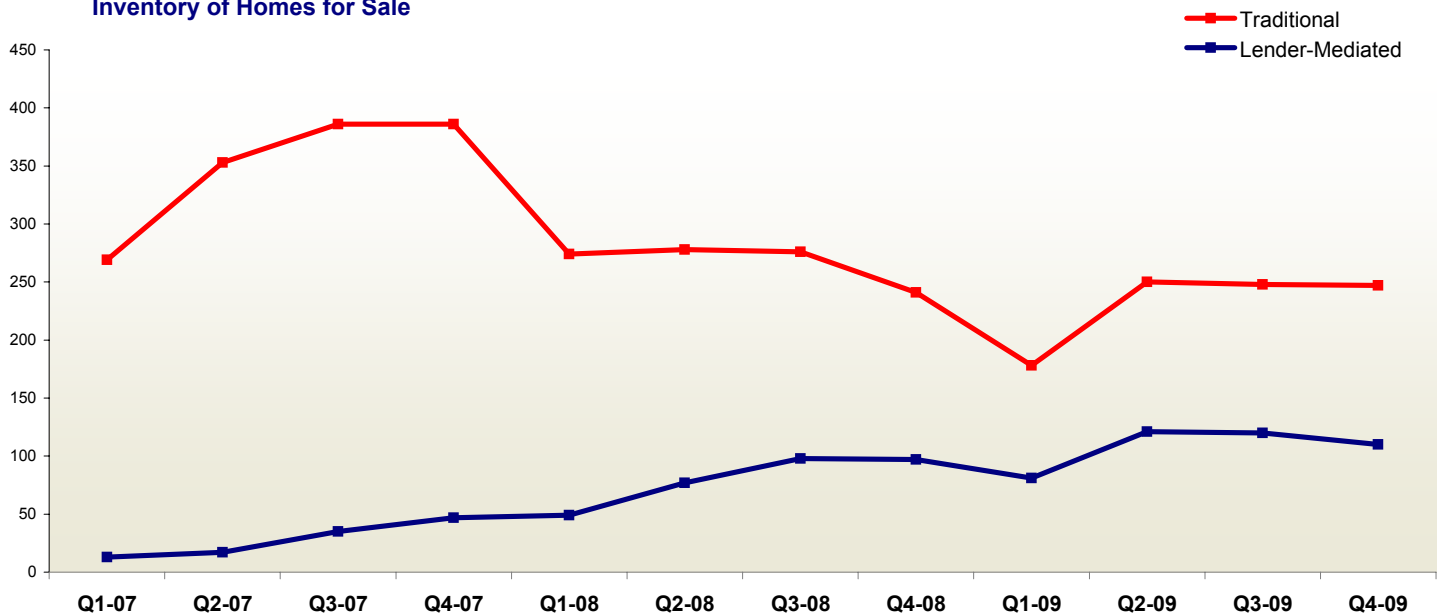
Traditional

	1-2009*	1-2010*	+/-	1-2009*	1-2010*	+/-
New Listings	271	341	+ 25.8%	759	731	- 3.7%
Closed Sales	111	199	+ 79.3%	287	303	+ 5.6%
Inventory of Homes for Sale**	97	110	+ 13.4%	241	247	+ 2.5%
Months Supply of Inventory**	9.0	5.2	- 41.6%	9.7	8.1	- 15.9%

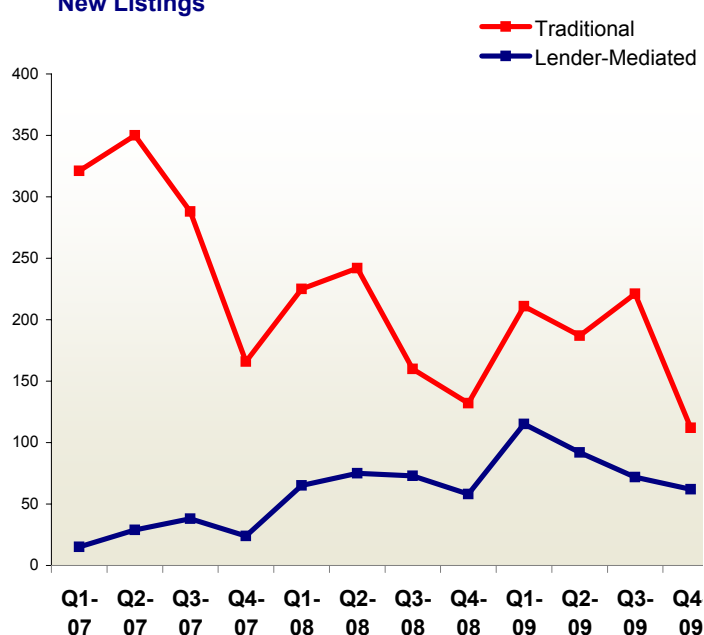
*For the prior twelve months through October

**As of the end of the period

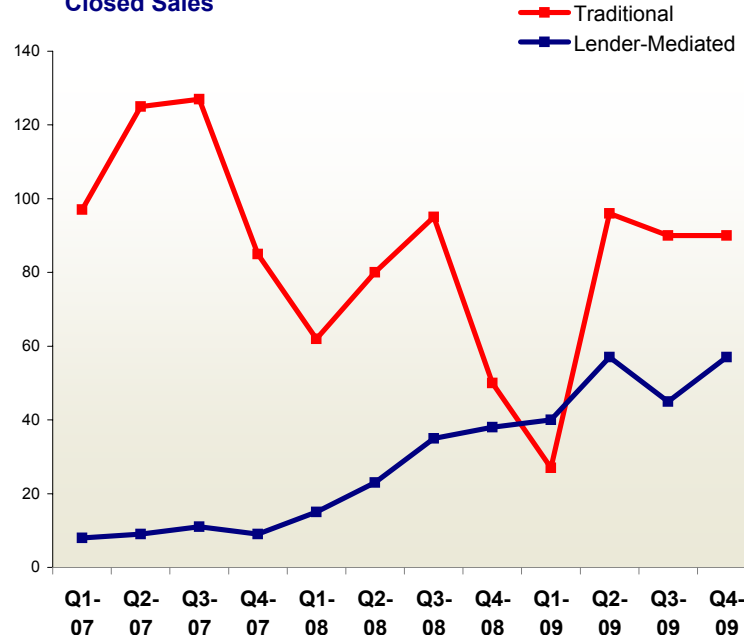
Inventory of Homes for Sale



New Listings



Closed Sales



FORECLOSURES AND SHORT SALES IN THE TWIN CITIES HOUSING MARKET



Area 705:

Lino Lakes/Hugo/Centerville

Lender-Mediated

Traditional

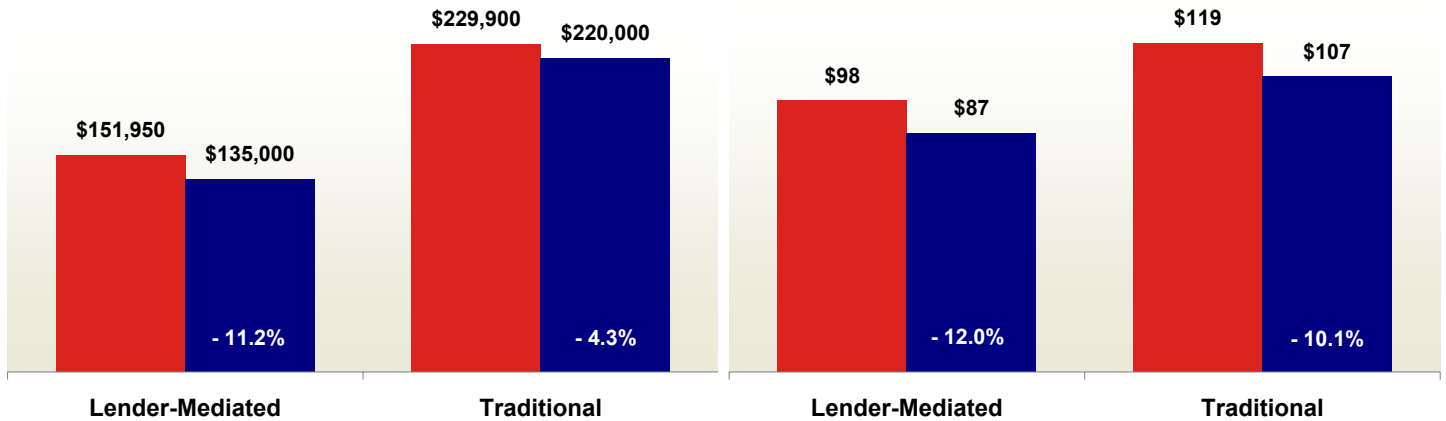
	1-2009*	1-2010*	+/-	1-2009*	1-2010*	+/-
Median Sales Price	\$151,950	\$135,000	- 11.2%	\$229,900	\$220,000	- 4.3%
Median Price Per Square Foot	\$98	\$87	- 12.0%	\$119	\$107	- 10.1%
Percent of Original List Price Received at Sale	86.8%	92.2%	+ 6.2%	93.4%	94.2%	+ 0.8%
Days on Market Until Sale	152	175	+ 14.6%	127	117	- 8.0%

Median Sales Price

■ 1-2008 thru 12-2008
■ 1-2009 thru 12-2009

Median Price Per Square Foot

■ 1-2008 thru 12-2008
■ 1-2009 thru 12-2009



Percent of Original List Price Received

■ 1-2008 thru 12-2008
■ 1-2009 thru 12-2009

Days on Market Until Sale

■ 1-2008 thru 12-2008
■ 1-2009 thru 12-2009

