

# FORECLOSURES AND SHORT SALES IN THE TWIN CITIES HOUSING MARKET



MINNEAPOLIS AREA Association  
of REALTORS®  
Q4-2009 Update

## Area 772:

### Lexington/Circle Pines

### Lender-Mediated

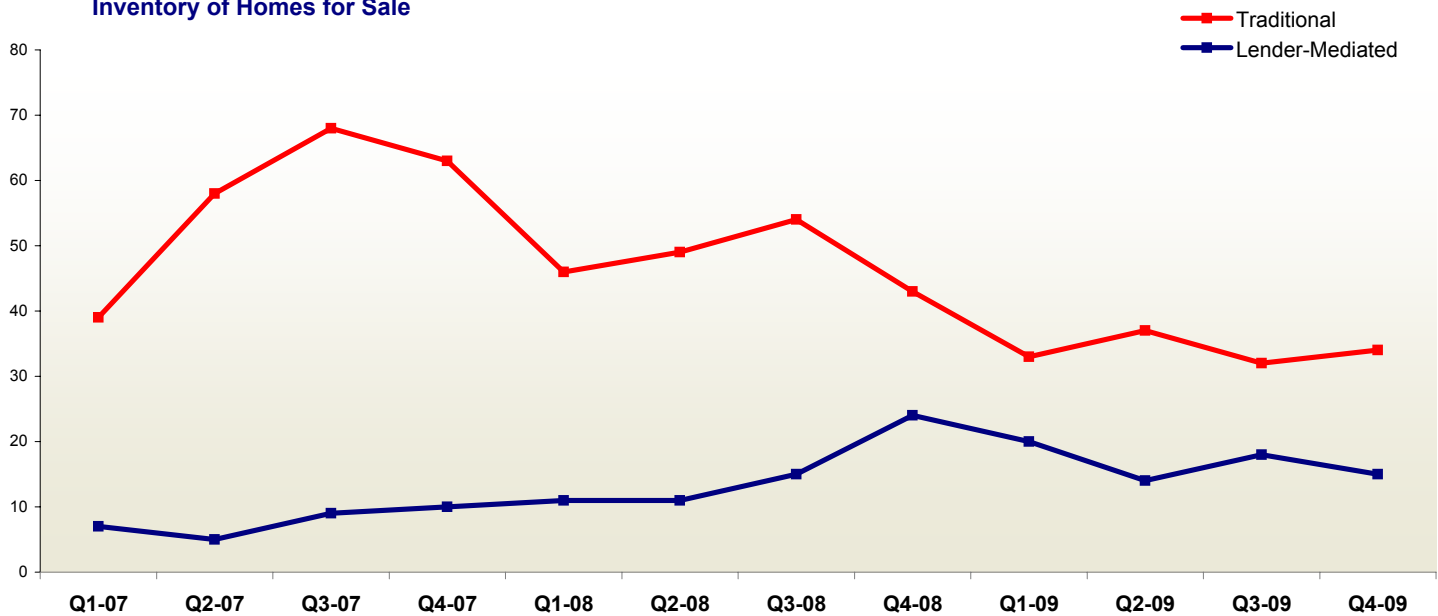
### Traditional

	1-2009*	1-2010*	+/-	1-2009*	1-2010*	+/-
New Listings	53	60	+ 13.2%	128	103	- 19.5%
Closed Sales	27	46	+ 70.4%	52	47	- 9.6%
Inventory of Homes for Sale**	24	15	- 37.5%	43	34	- 20.9%
Months Supply of Inventory**	6.1	4.4	- 27.2%	8.7	7.7	- 11.8%

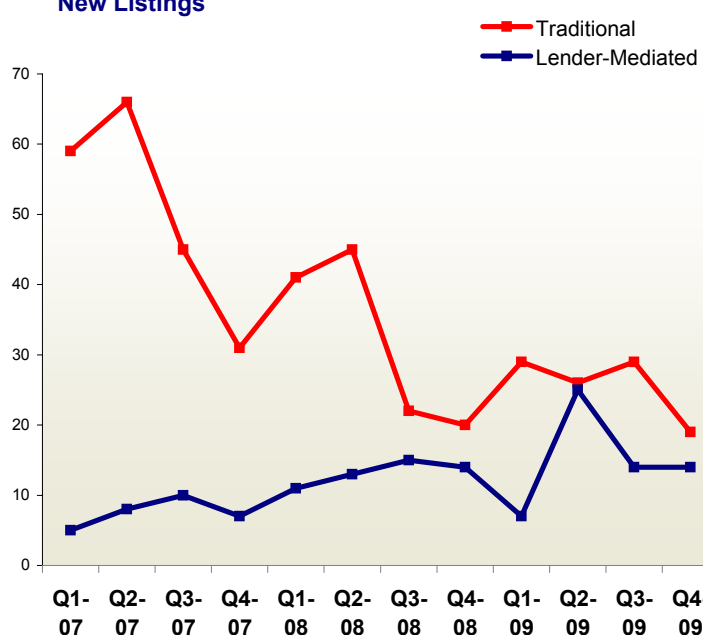
\*For the prior twelve months through October

\*\*As of the end of the period

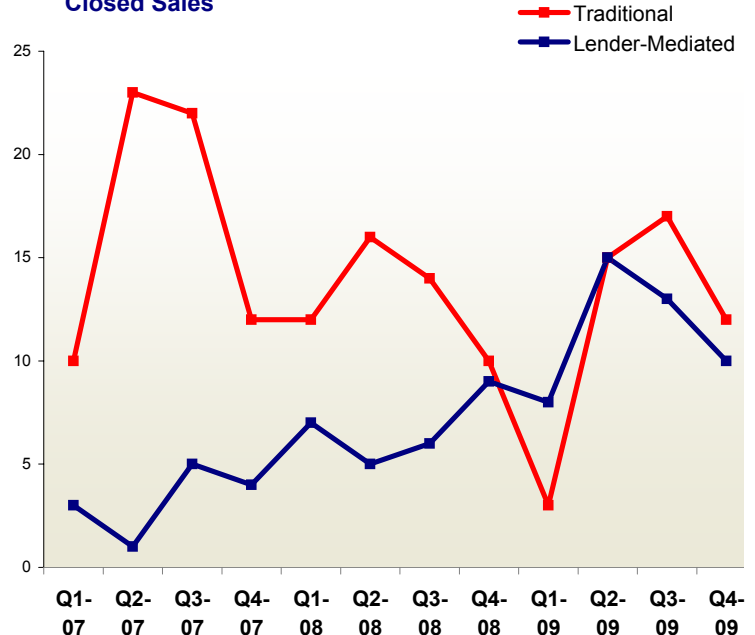
Inventory of Homes for Sale



New Listings



Closed Sales



# FORECLOSURES AND SHORT SALES IN THE TWIN CITIES HOUSING MARKET



## Area 772:

### Lexington/Circle Pines

#### Lender-Mediated

#### Traditional

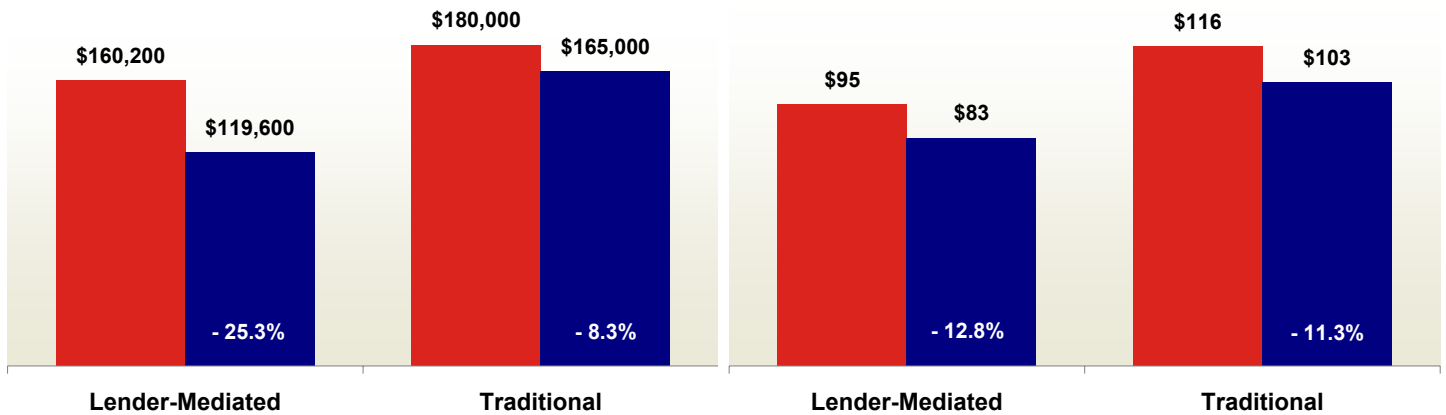
	1-2009*	1-2010*	+/-	1-2009*	1-2010*	+/-
Median Sales Price	\$160,200	\$119,600	- 25.3%	\$180,000	\$165,000	- 8.3%
Median Price Per Square Foot	\$95	\$83	- 12.8%	\$116	\$103	- 11.3%
Percent of Original List Price Received at Sale	90.2%	92.7%	+ 2.8%	93.4%	93.0%	- 0.5%
Days on Market Until Sale	149	140	- 6.2%	144	130	- 9.7%

Median Sales Price

■ 1-2008 thru 12-2008  
■ 1-2009 thru 12-2009

Median Price Per Square Foot

■ 1-2008 thru 12-2008  
■ 1-2009 thru 12-2009



Percent of Original List Price Received

■ 1-2008 thru 12-2008  
■ 1-2009 thru 12-2009

Days on Market Until Sale

■ 1-2008 thru 12-2008  
■ 1-2009 thru 12-2009

