

FORECLOSURES AND SHORT SALES IN THE TWIN CITIES HOUSING MARKET



MINNEAPOLIS AREA Association
of REALTORS®
Q4-2009 Update

Area 626:

Lakeville

Lender-Mediated

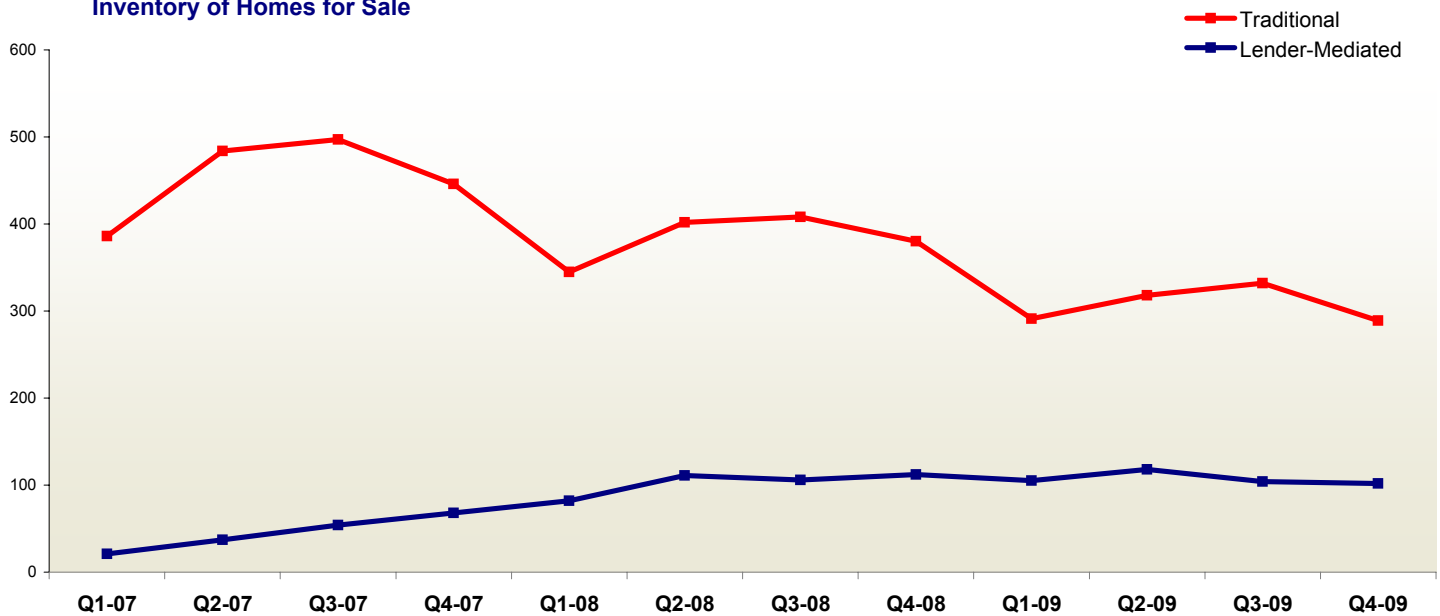
Traditional

	1-2009*	1-2010*	+/-	1-2009*	1-2010*	+/-
New Listings	358	367	+ 2.5%	1,202	987	- 17.9%
Closed Sales	172	259	+ 50.6%	505	420	- 16.8%
Inventory of Homes for Sale**	112	102	- 8.9%	380	289	- 23.9%
Months Supply of Inventory**	8.5	3.9	- 53.7%	8.4	7.6	- 10.1%

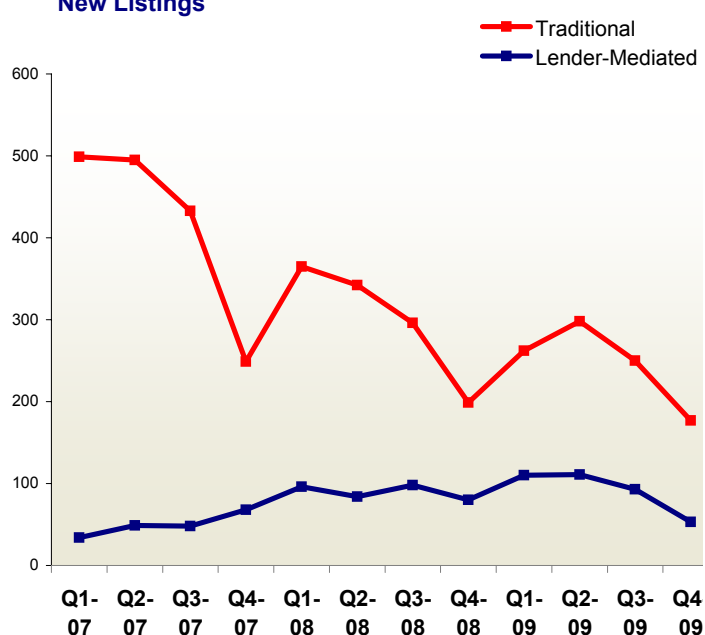
*For the prior twelve months through October

**As of the end of the period

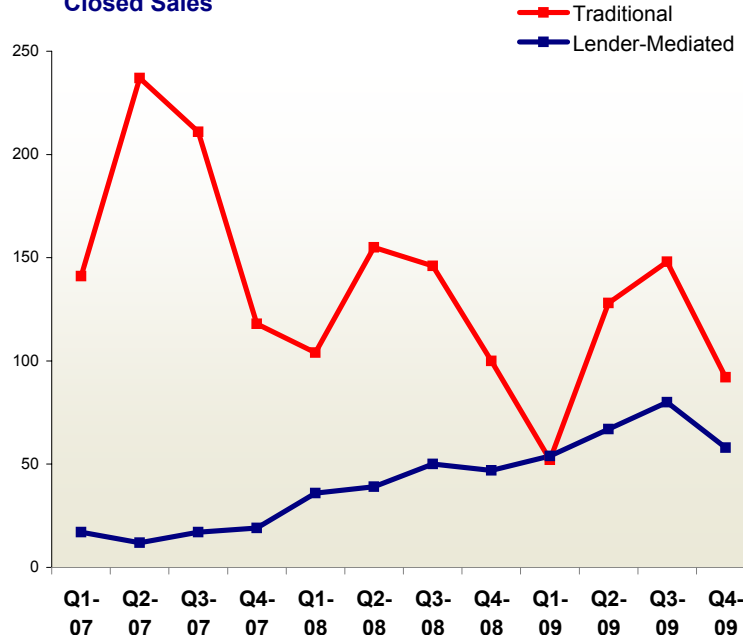
Inventory of Homes for Sale



New Listings



Closed Sales



FORECLOSURES AND SHORT SALES IN THE TWIN CITIES HOUSING MARKET



Area 626: Lakeville

Lender-Mediated

Traditional

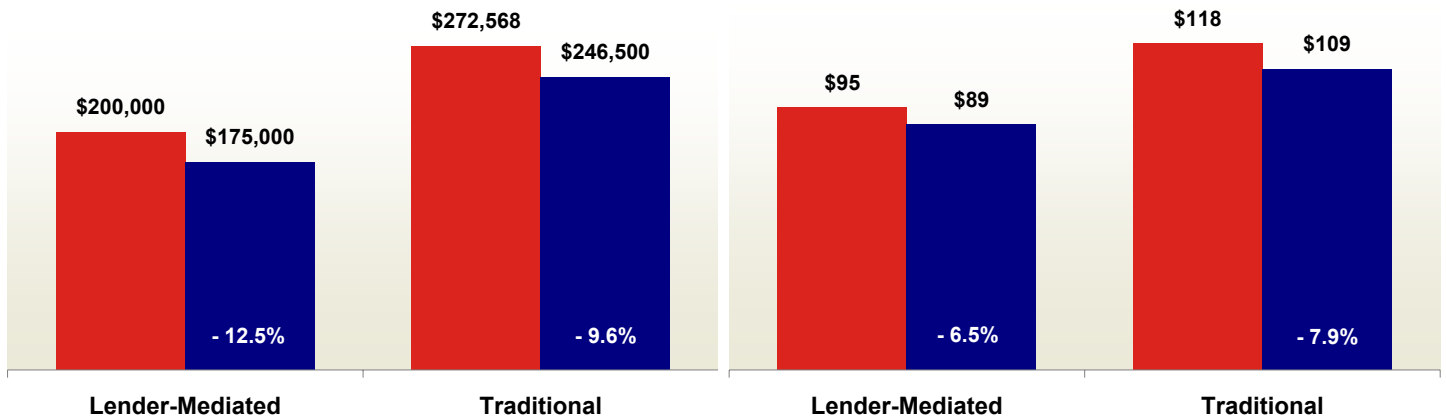
	1-2009*	1-2010*	+/-	1-2009*	1-2010*	+/-
Median Sales Price	\$200,000	\$175,000	- 12.5%	\$272,568	\$246,500	- 9.6%
Median Price Per Square Foot	\$95	\$89	- 6.5%	\$118	\$109	- 7.9%
Percent of Original List Price Received at Sale	91.4%	92.4%	+ 1.1%	94.0%	94.0%	- 0.0%
Days on Market Until Sale	146	147	+ 1.0%	130	141	+ 8.6%

Median Sales Price

■ 1-2008 thru 12-2008
■ 1-2009 thru 12-2009

Median Price Per Square Foot

■ 1-2008 thru 12-2008
■ 1-2009 thru 12-2009



Percent of Original List Price Received

■ 1-2008 thru 12-2008
■ 1-2009 thru 12-2009

Days on Market Until Sale

■ 1-2008 thru 12-2008
■ 1-2009 thru 12-2009

