

FORECLOSURES AND SHORT SALES IN THE TWIN CITIES HOUSING MARKET



MINNEAPOLIS AREA Association
of REALTORS®
Q4-2009 Update

Area 721:

Lakeland/Afton/Denmark

Lender-Mediated

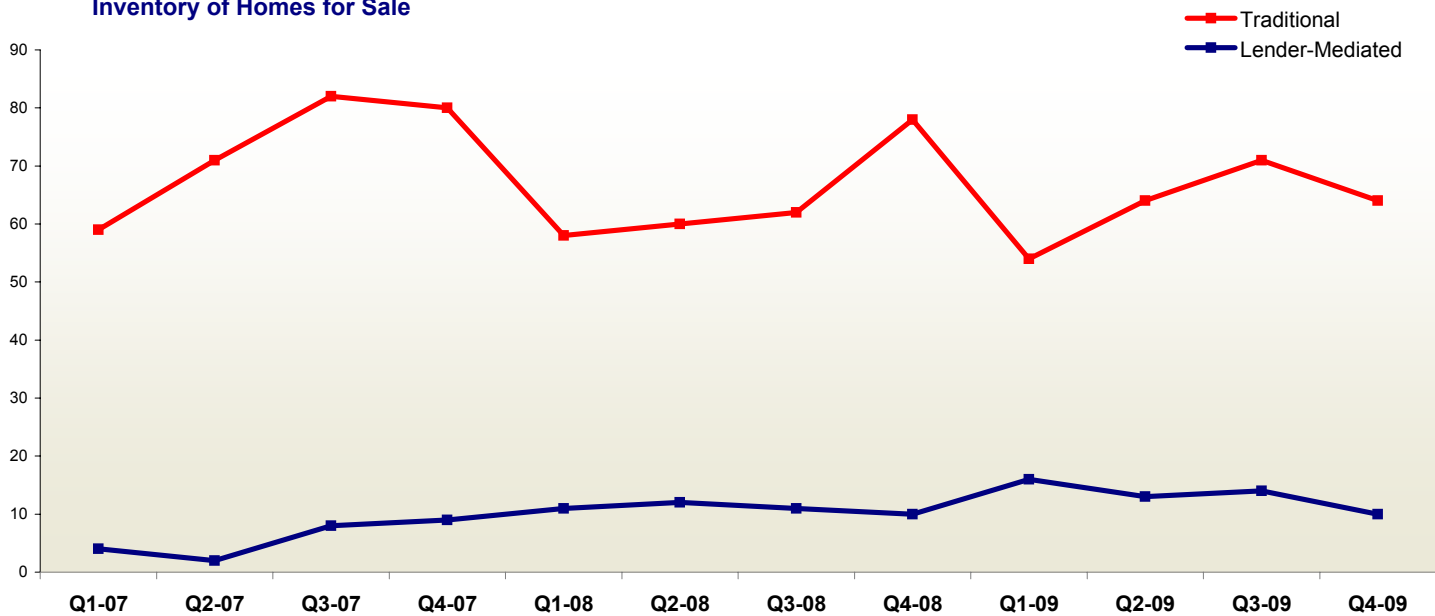
Traditional

	1-2009*	1-2010*	+/-	1-2009*	1-2010*	+/-
New Listings	39	42	+ 7.7%	136	131	- 3.7%
Closed Sales	21	35	+ 66.7%	41	39	- 4.9%
Inventory of Homes for Sale**	10	10	- 0.0%	78	64	- 17.9%
Months Supply of Inventory**	7.0	4.4	- 37.1%	18.7	14.2	- 24.4%

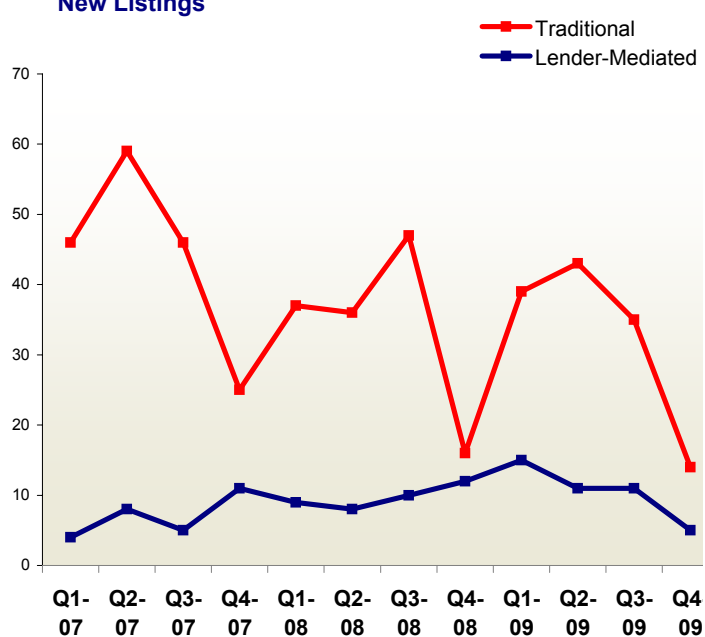
*For the prior twelve months through October

**As of the end of the period

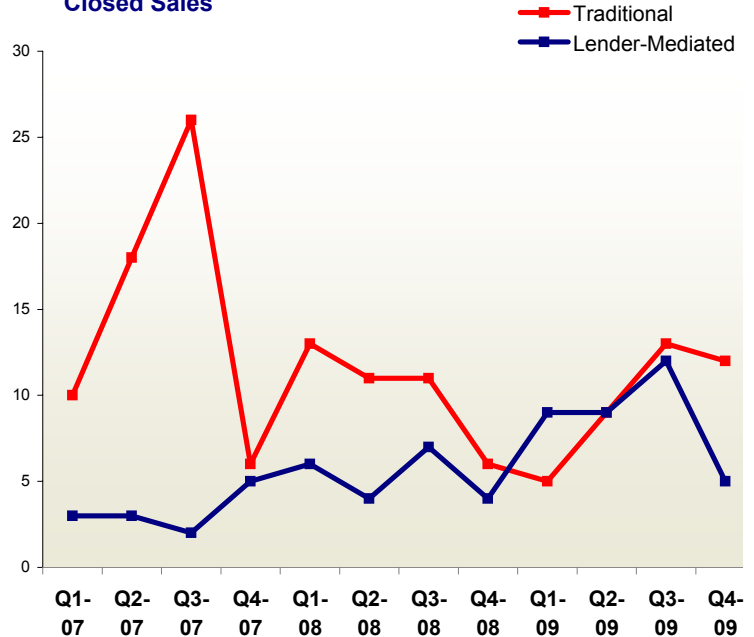
Inventory of Homes for Sale



New Listings



Closed Sales



FORECLOSURES AND SHORT SALES IN THE TWIN CITIES HOUSING MARKET



Area 721:

Lakeland/Afton/Denmark

Lender-Mediated

Traditional

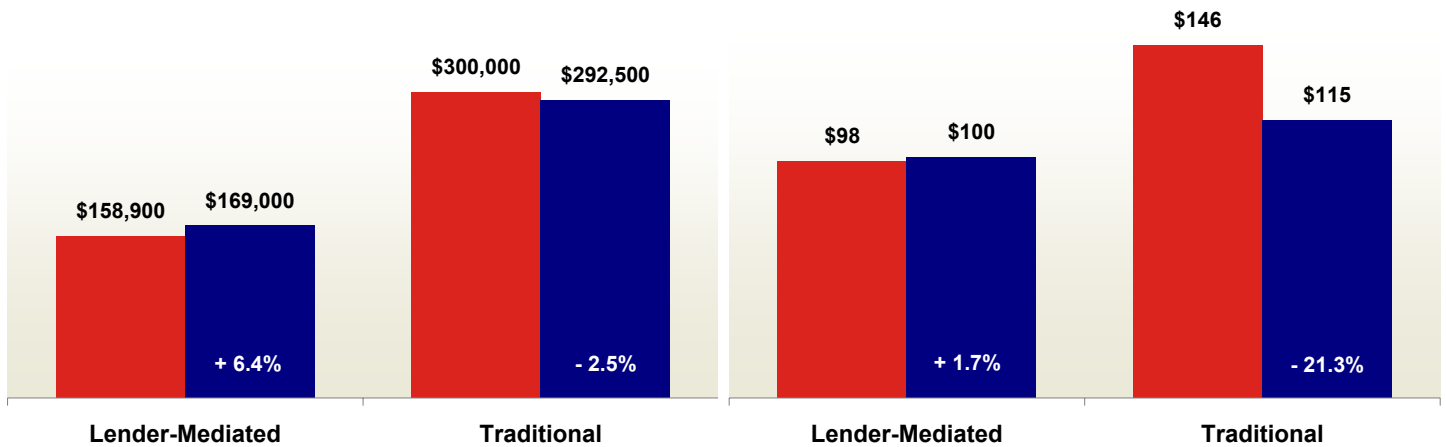
	1-2009*	1-2010*	+/-	1-2009*	1-2010*	+/-
Median Sales Price	\$158,900	\$169,000	+ 6.4%	\$300,000	\$292,500	- 2.5%
Median Price Per Square Foot	\$98	\$100	+ 1.7%	\$146	\$115	- 21.3%
Percent of Original List Price Received at Sale	88.4%	87.3%	- 1.2%	92.6%	86.7%	- 6.5%
Days on Market Until Sale	151	157	+ 3.9%	228	249	+ 9.1%

Median Sales Price

■ 1-2008 thru 12-2008
■ 1-2009 thru 12-2009

Median Price Per Square Foot

■ 1-2008 thru 12-2008
■ 1-2009 thru 12-2009



Percent of Original List Price Received

■ 1-2008 thru 12-2008
■ 1-2009 thru 12-2009

Days on Market Until Sale

■ 1-2008 thru 12-2008
■ 1-2009 thru 12-2009

