

# FORECLOSURES AND SHORT SALES IN THE TWIN CITIES HOUSING MARKET



MINNEAPOLIS AREA Association  
of REALTORS®  
Q4-2009 Update

## Area 738:

### St. Paul: Home Croft/West 7Th

### Lender-Mediated

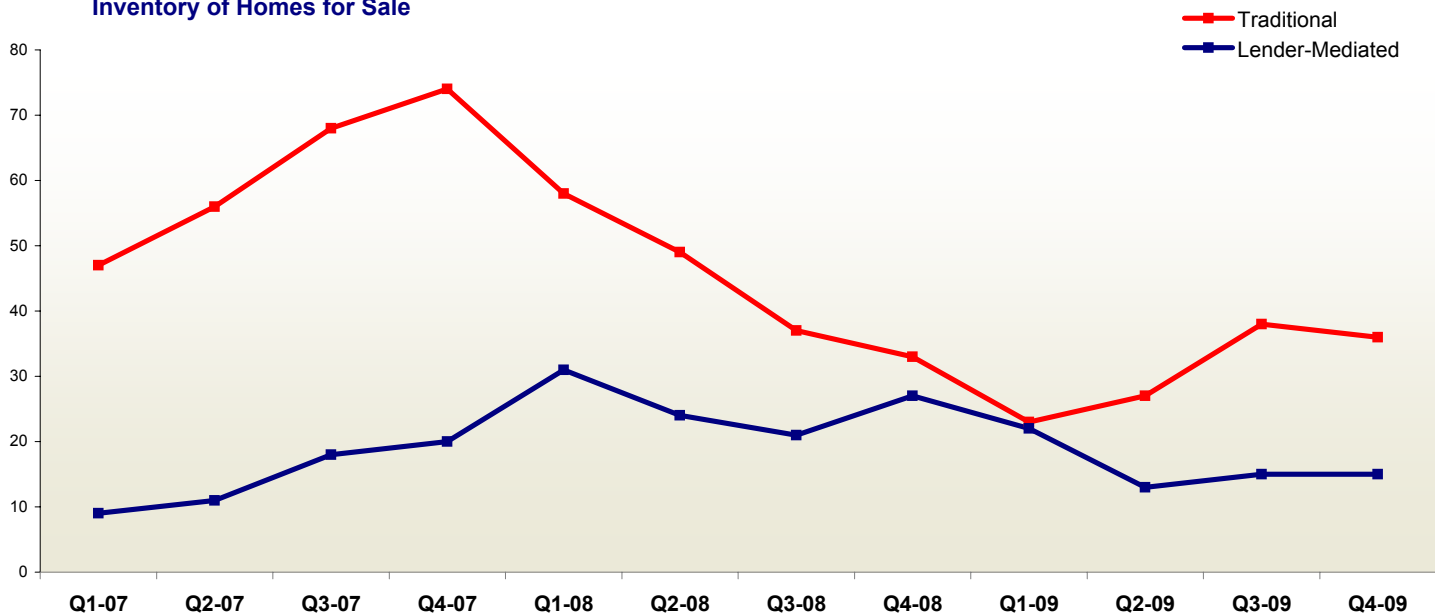
### Traditional

|                               | 1-2009* | 1-2010* | +/-     | 1-2009* | 1-2010* | +/-     |
|-------------------------------|---------|---------|---------|---------|---------|---------|
| New Listings                  | 80      | 74      | - 7.5%  | 124     | 120     | - 3.2%  |
| Closed Sales                  | 51      | 52      | + 2.0%  | 72      | 59      | - 18.1% |
| Inventory of Homes for Sale** | 27      | 15      | - 44.4% | 33      | 36      | + 9.1%  |
| Months Supply of Inventory**  | 6.0     | 2.5     | - 58.5% | 4.4     | 5.4     | + 22.5% |

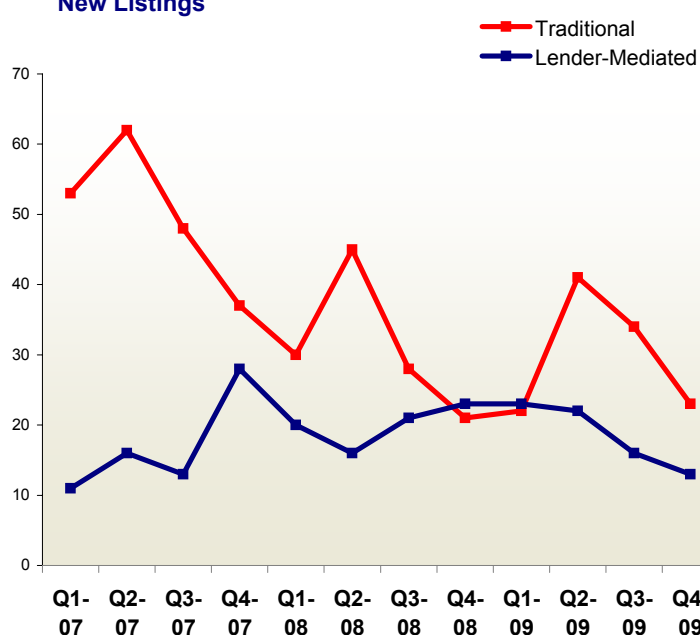
\*For the prior twelve months through October

\*\*As of the end of the period

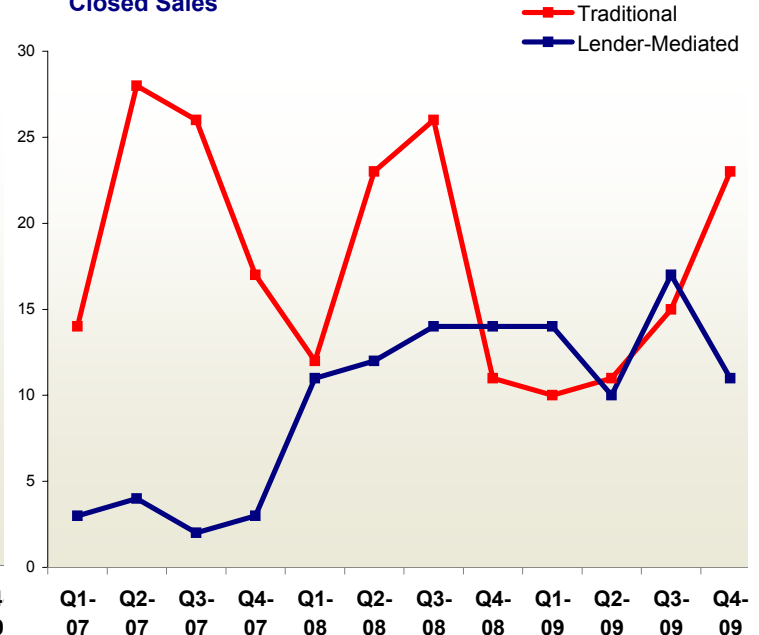
Inventory of Homes for Sale



New Listings



Closed Sales



# FORECLOSURES AND SHORT SALES IN THE TWIN CITIES HOUSING MARKET



## Area 738:

### St. Paul: Home Croft/West 7Th

#### Lender-Mediated

#### Traditional

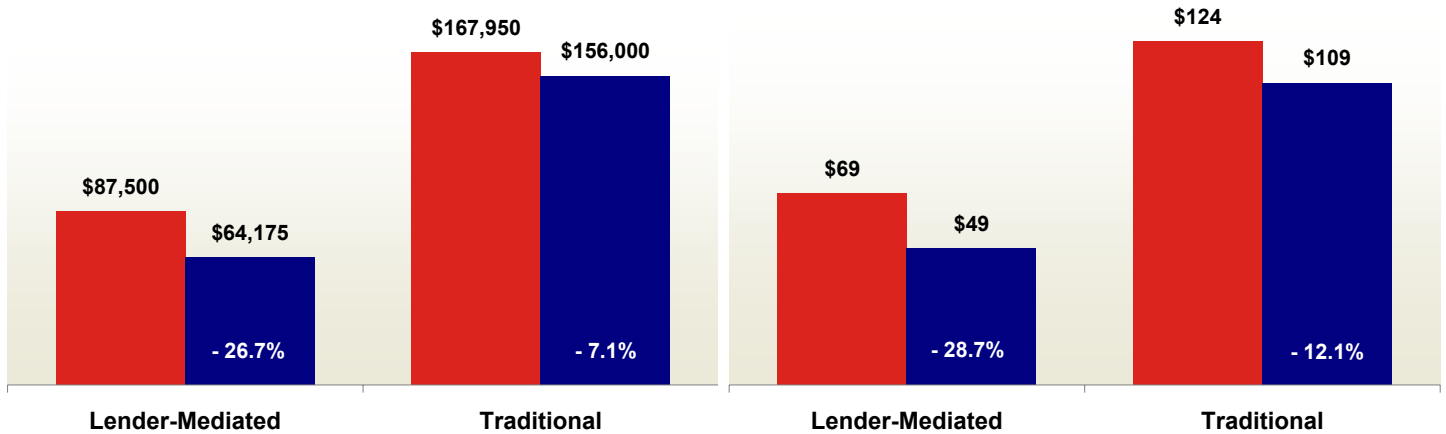
|   | 1-2009*  | 1-2010*  | +/-     | 1-2009*   | 1-2010*   | +/-     |
|---|----------|----------|---------|-----------|-----------|---------|
| Median Sales Price                              | \$87,500 | \$64,175 | - 26.7% | \$167,950 | \$156,000 | - 7.1%  |
| Median Price Per Square Foot                    | \$69     | \$49     | - 28.7% | \$124     | \$109     | - 12.1% |
| Percent of Original List Price Received at Sale | 84.5%    | 98.4%    | + 16.5% | 90.3%     | 94.6%     | + 4.8%  |
| Days on Market Until Sale                       | 148      | 82       | - 44.8% | 134       | 81        | - 39.6% |

Median Sales Price

■ 1-2008 thru 12-2008  
■ 1-2009 thru 12-2009

Median Price Per Square Foot

■ 1-2008 thru 12-2008  
■ 1-2009 thru 12-2009



Percent of Original List Price Received

■ 1-2008 thru 12-2008  
■ 1-2009 thru 12-2009

Days on Market Until Sale

■ 1-2008 thru 12-2008  
■ 1-2009 thru 12-2009

