

# FORECLOSURES AND SHORT SALES IN THE TWIN CITIES HOUSING MARKET



MINNEAPOLIS AREA Association  
of REALTORS®  
Q4-2009 Update

## Area 770: Hilltop/Columbia Heights

### Lender-Mediated

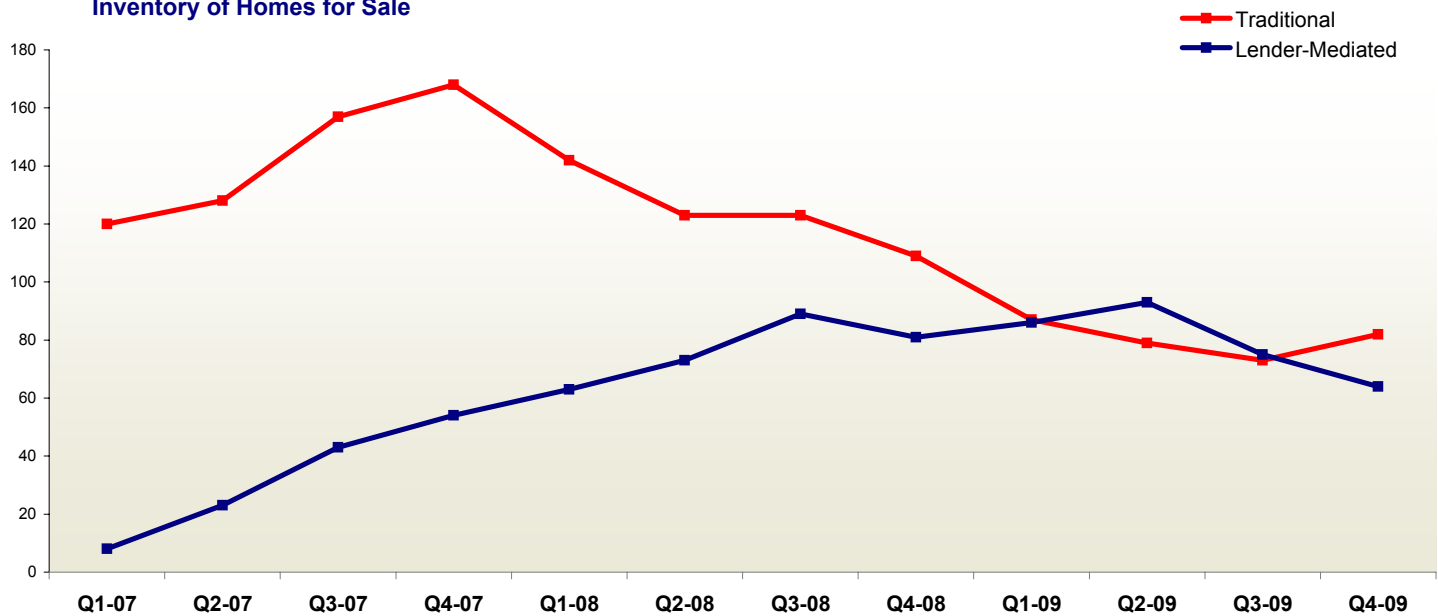
### Traditional

	1-2009*	1-2010*	+/-	1-2009*	1-2010*	+/-
New Listings	284	269	- 5.3%	372	251	- 32.5%
Closed Sales	132	183	+ 38.6%	153	146	- 4.6%
Inventory of Homes for Sale**	81	64	- 21.0%	109	82	- 24.8%
Months Supply of Inventory**	7.5	3.4	- 54.4%	7.8	5.2	- 33.0%

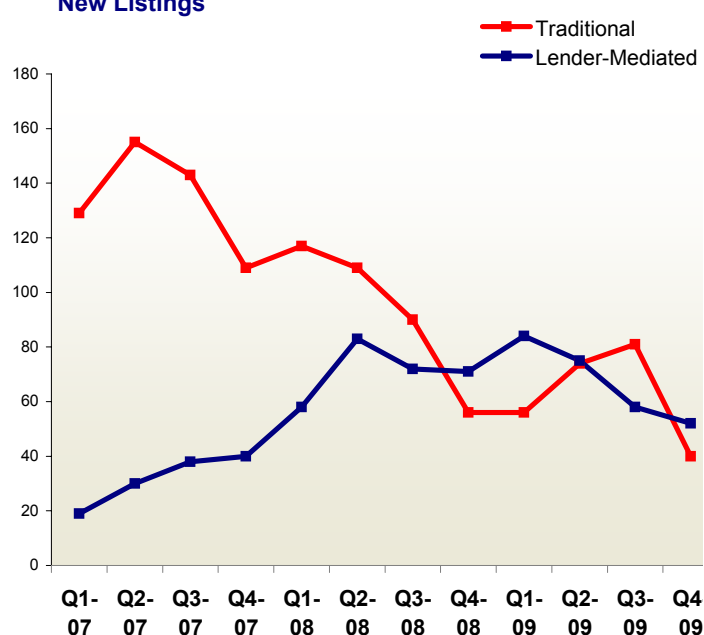
\*For the prior twelve months through October

\*\*As of the end of the period

Inventory of Homes for Sale



New Listings



Closed Sales



# FORECLOSURES AND SHORT SALES IN THE TWIN CITIES HOUSING MARKET



## Area 770: Hilltop/Columbia Heights

### Lender-Mediated

### Traditional

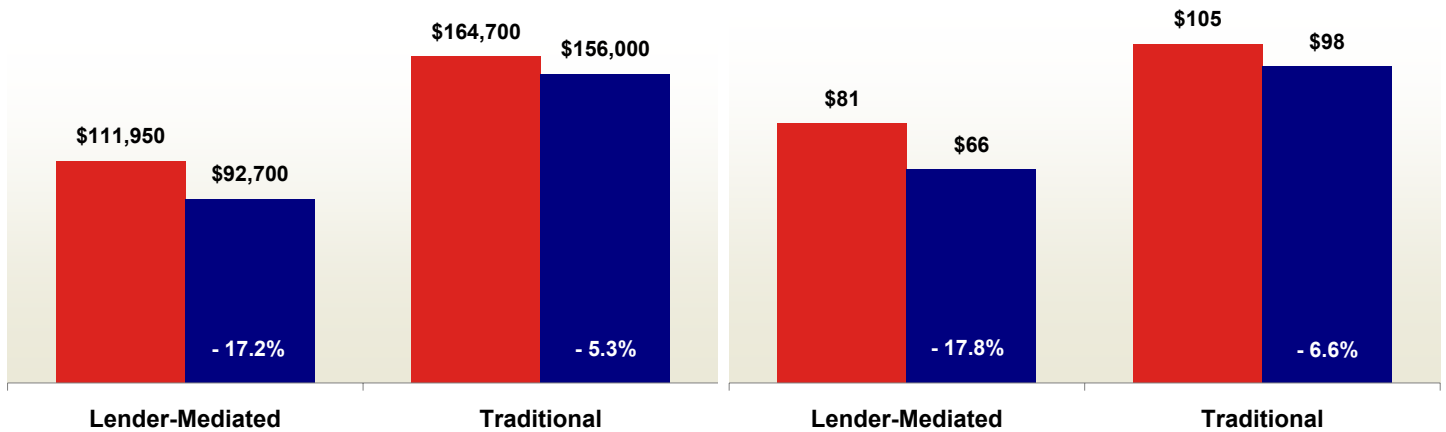
	1-2009*	1-2010*	+/-	1-2009*	1-2010*	+/-
Median Sales Price	\$111,950	\$92,700	- 17.2%	\$164,700	\$156,000	- 5.3%
Median Price Per Square Foot	\$81	\$66	- 17.8%	\$105	\$98	- 6.6%
Percent of Original List Price Received at Sale	87.3%	89.2%	+ 2.1%	92.9%	92.7%	- 0.2%
Days on Market Until Sale	154	144	- 6.7%	140	128	- 8.3%

Median Sales Price

■ 1-2008 thru 12-2008  
■ 1-2009 thru 12-2009

Median Price Per Square Foot

■ 1-2008 thru 12-2008  
■ 1-2009 thru 12-2009



Percent of Original List Price Received

■ 1-2008 thru 12-2008  
■ 1-2009 thru 12-2009

Days on Market Until Sale

■ 1-2008 thru 12-2008  
■ 1-2009 thru 12-2009

