

FORECLOSURES AND SHORT SALES IN THE TWIN CITIES HOUSING MARKET



MINNEAPOLIS AREA Association
of REALTORS®
Q4-2009 Update

Area 707: Ham Lake

Lender-Mediated

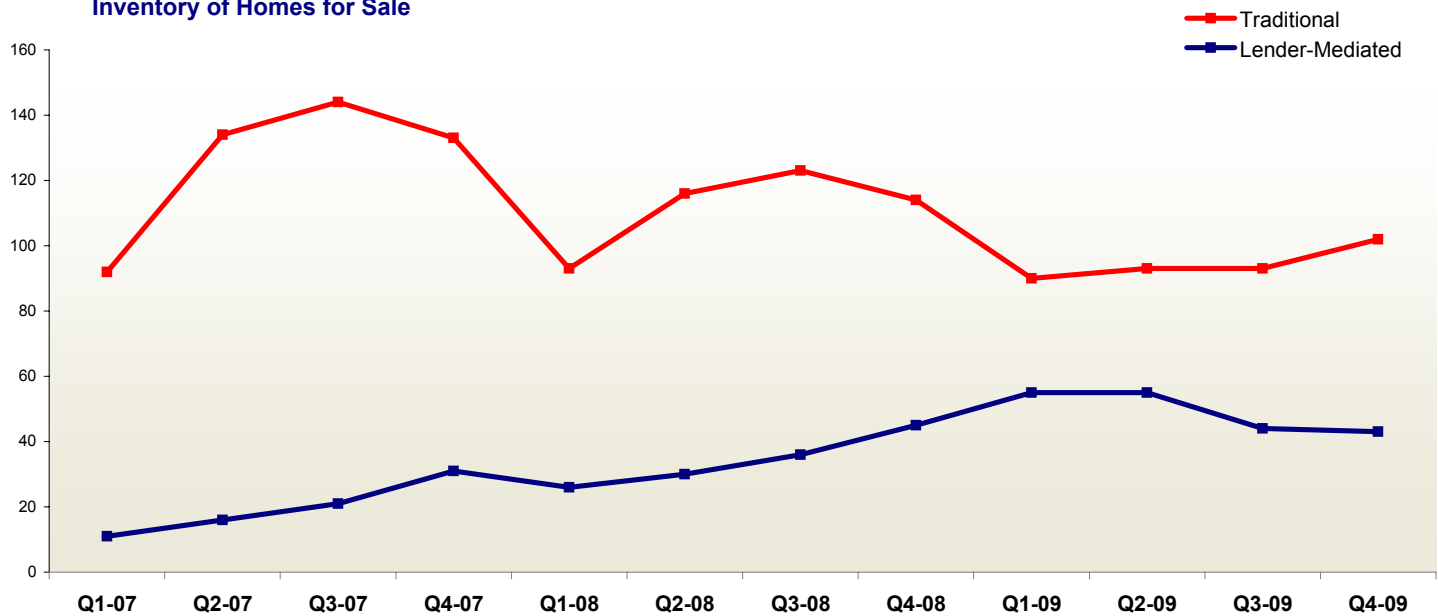
Traditional

	1-2009*	1-2010*	+/-	1-2009*	1-2010*	+/-
New Listings	129	148	+ 14.7%	288	217	- 24.7%
Closed Sales	54	93	+ 72.2%	64	62	- 3.1%
Inventory of Homes for Sale**	45	43	- 4.4%	114	102	- 10.5%
Months Supply of Inventory**	11.3	3.8	- 66.1%	19.7	14.1	- 28.1%

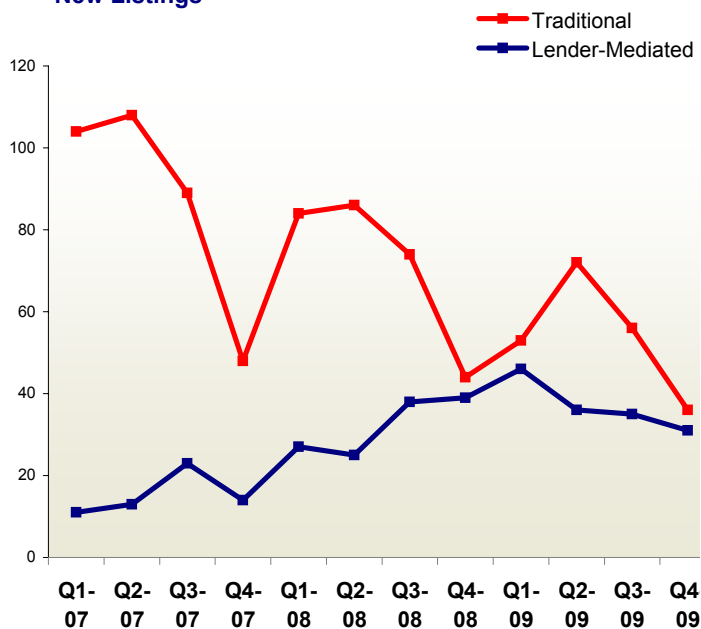
*For the prior twelve months through October

**As of the end of the period

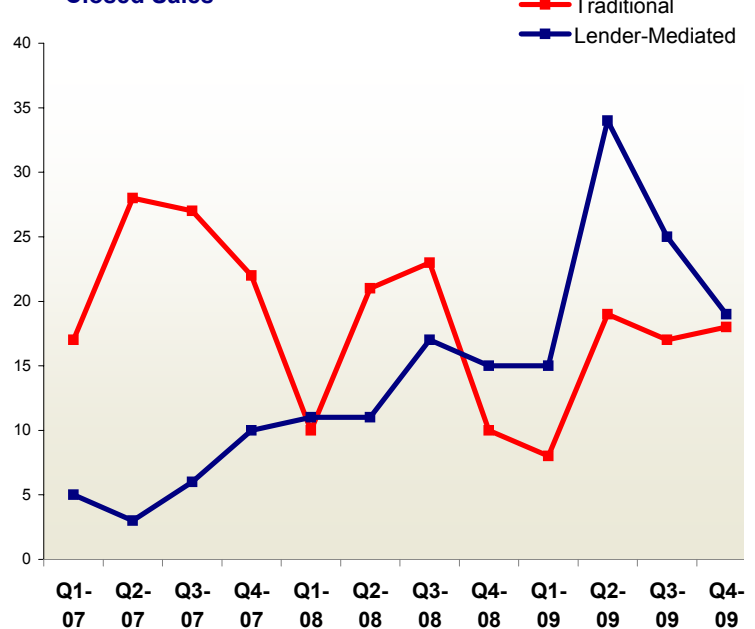
Inventory of Homes for Sale



New Listings



Closed Sales



FORECLOSURES AND SHORT SALES IN THE TWIN CITIES HOUSING MARKET



Area 707: Ham Lake

Lender-Mediated

Traditional

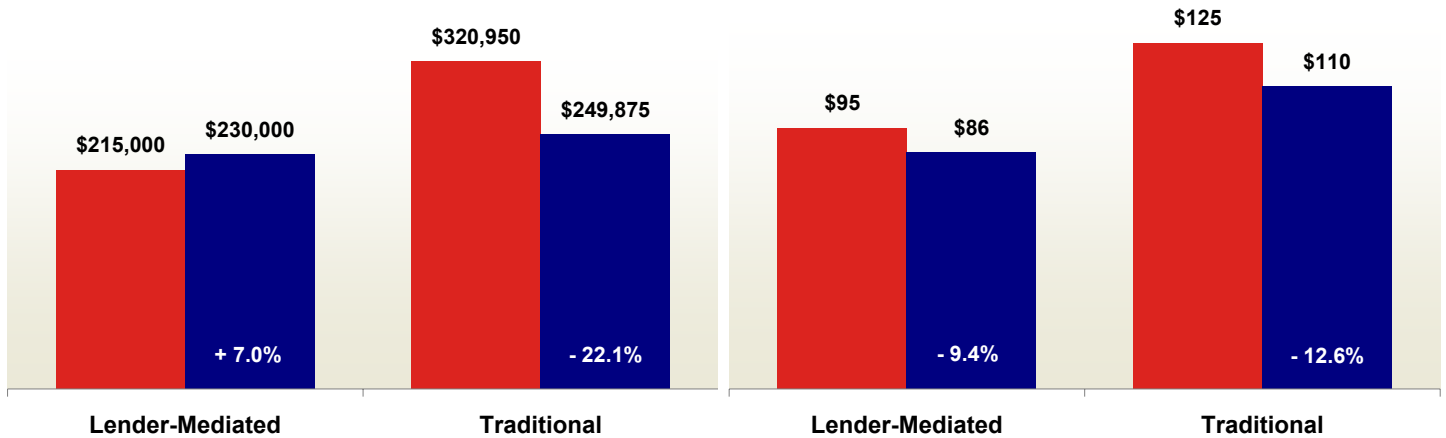
	1-2009*	1-2010*	+/-	1-2009*	1-2010*	+/-
Median Sales Price	\$215,000	\$230,000	+ 7.0%	\$320,950	\$249,875	- 22.1%
Median Price Per Square Foot	\$95	\$86	- 9.4%	\$125	\$110	- 12.6%
Percent of Original List Price Received at Sale	89.2%	89.5%	+ 0.4%	93.7%	91.1%	- 2.8%
Days on Market Until Sale	177	193	+ 9.3%	191	152	- 20.8%

Median Sales Price

■ 1-2008 thru 12-2008
■ 1-2009 thru 12-2009

Median Price Per Square Foot

■ 1-2008 thru 12-2008
■ 1-2009 thru 12-2009



Percent of Original List Price Received

■ 1-2008 thru 12-2008
■ 1-2009 thru 12-2009

Days on Market Until Sale

■ 1-2008 thru 12-2008
■ 1-2009 thru 12-2009

