

FORECLOSURES AND SHORT SALES IN THE TWIN CITIES HOUSING MARKET



MINNEAPOLIS AREA Association
of REALTORS®
Q4-2009 Update

Area 660:

Goodhue County

Lender-Mediated

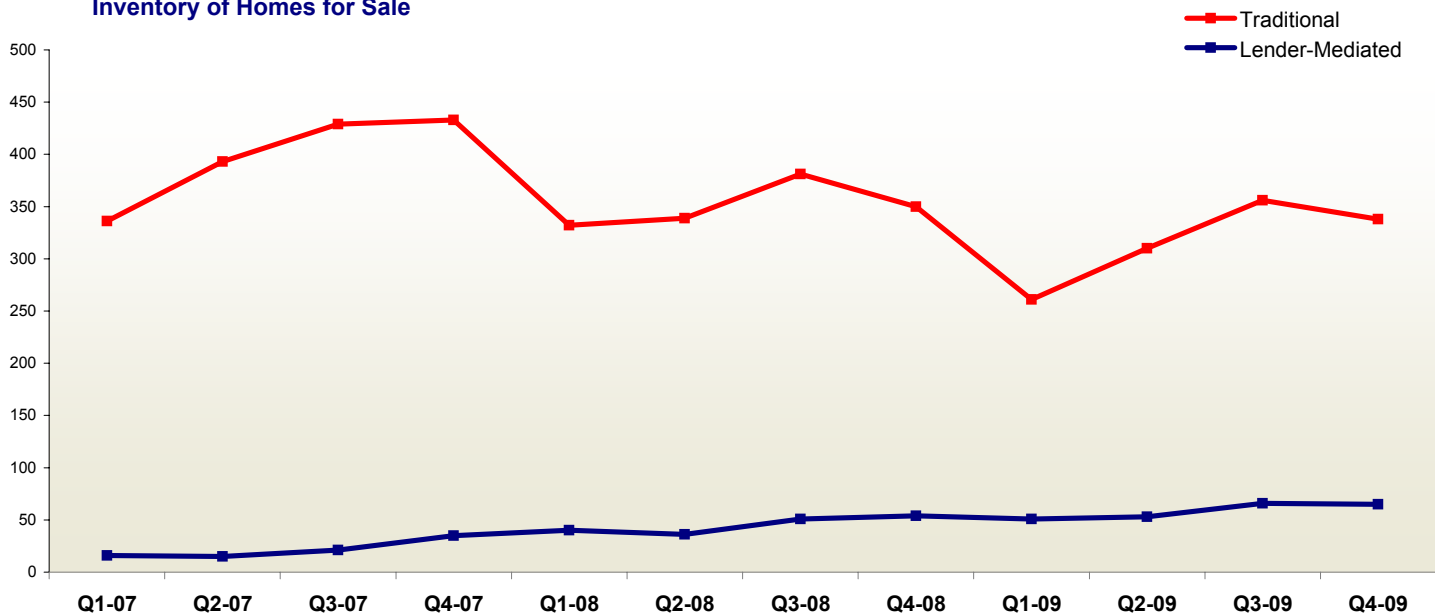
Traditional

	1-2009*	1-2010*	+/-	1-2009*	1-2010*	+/-
New Listings	157	173	+ 10.2%	666	672	+ 0.9%
Closed Sales	80	85	+ 6.3%	240	273	+ 13.8%
Inventory of Homes for Sale**	54	65	+ 20.4%	350	338	- 3.4%
Months Supply of Inventory**	7.2	8.9	+ 23.5%	15.0	13.0	- 12.9%

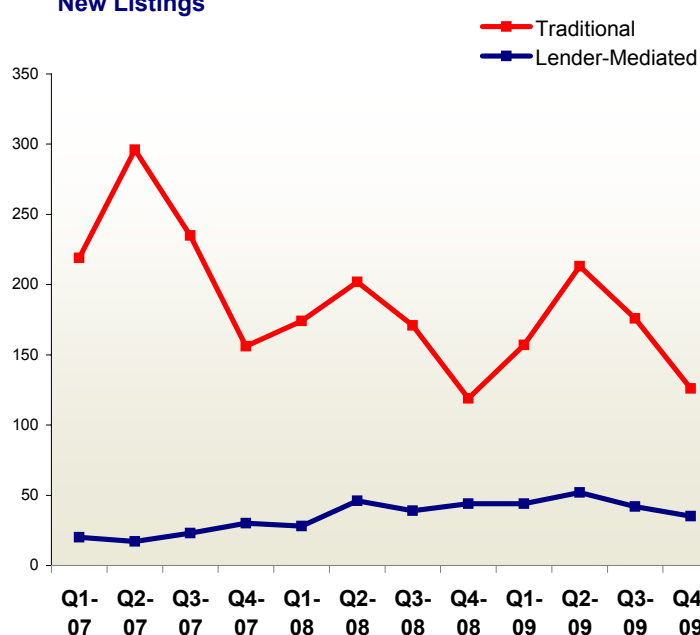
*For the prior twelve months through October

**As of the end of the period

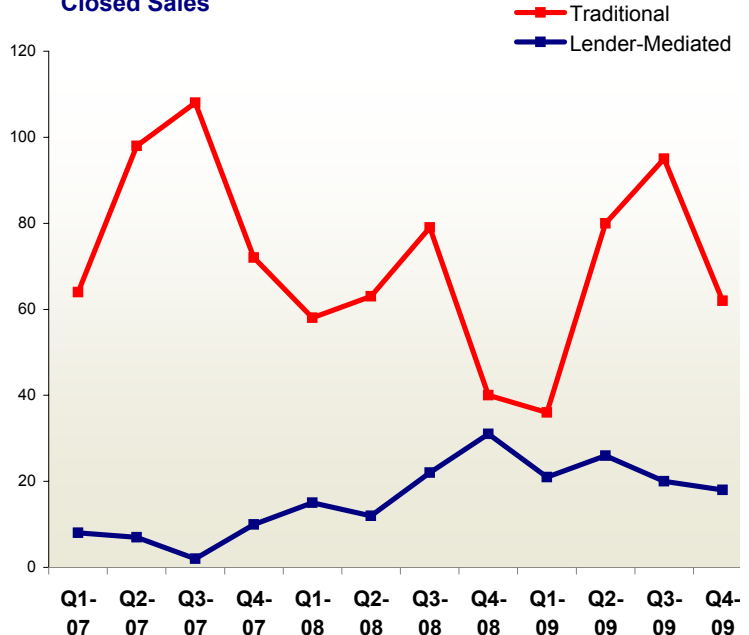
Inventory of Homes for Sale



New Listings



Closed Sales



FORECLOSURES AND SHORT SALES IN THE TWIN CITIES HOUSING MARKET



Area 660: Goodhue County

Lender-Mediated

Traditional

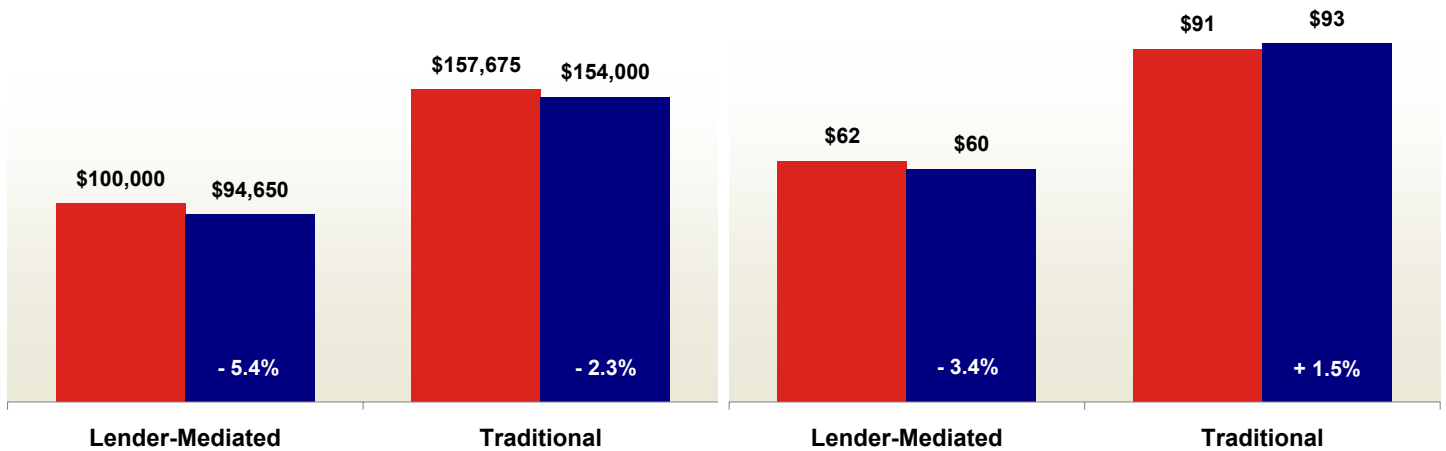
	1-2009*	1-2010*	+/-	1-2009*	1-2010*	+/-
Median Sales Price	\$100,000	\$94,650	- 5.4%	\$157,675	\$154,000	- 2.3%
Median Price Per Square Foot	\$62	\$60	- 3.4%	\$91	\$93	+ 1.5%
Percent of Original List Price Received at Sale	85.5%	86.0%	+ 0.5%	90.3%	91.1%	+ 0.9%
Days on Market Until Sale	153	159	+ 4.0%	187	174	- 6.9%

Median Sales Price

■ 1-2008 thru 12-2008
■ 1-2009 thru 12-2009

Median Price Per Square Foot

■ 1-2008 thru 12-2008
■ 1-2009 thru 12-2009



Percent of Original List Price Received

■ 1-2008 thru 12-2008
■ 1-2009 thru 12-2009

Days on Market Until Sale

■ 1-2008 thru 12-2008
■ 1-2009 thru 12-2009

