

FORECLOSURES AND SHORT SALES IN THE TWIN CITIES HOUSING MARKET



MINNEAPOLIS AREA Association
of REALTORS®
Q4-2009 Update

Area 702:

Falcon Heights/Lauderdale/Roseville

Lender-Mediated

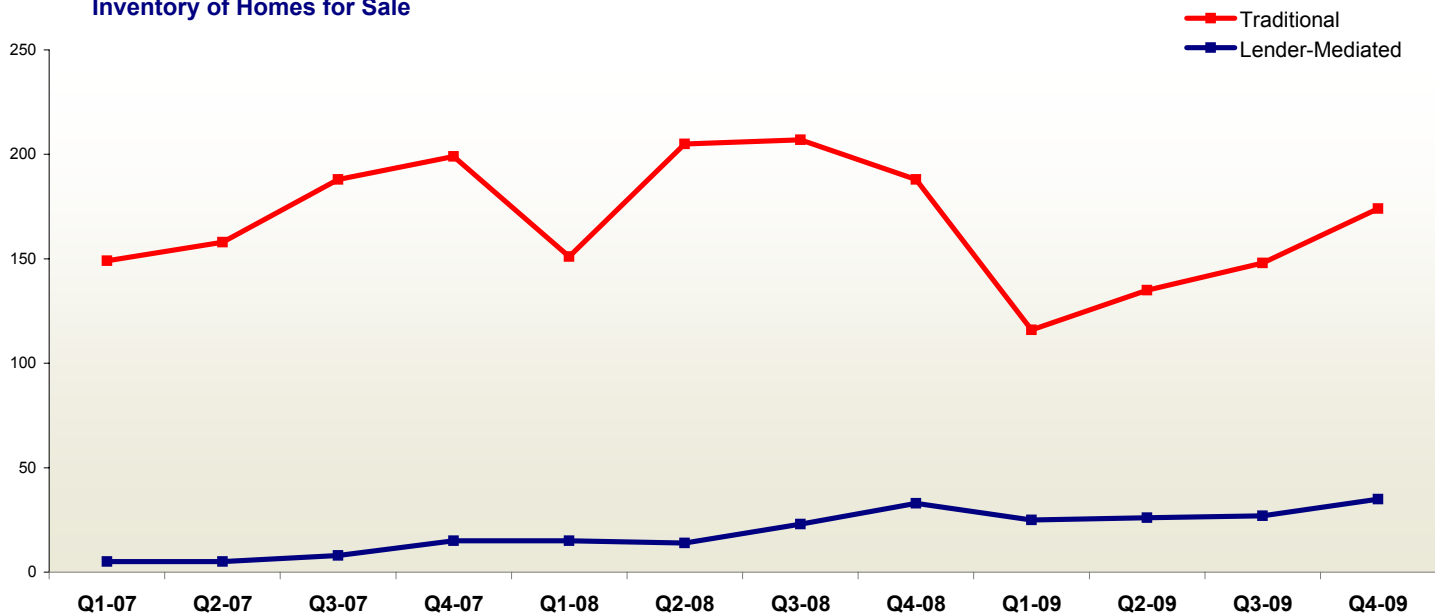
Traditional

	1-2009*	1-2010*	+/-	1-2009*	1-2010*	+/-
New Listings	82	112	+ 36.6%	626	514	- 17.9%
Closed Sales	37	72	+ 94.6%	304	278	- 8.6%
Inventory of Homes for Sale**	33	35	+ 6.1%	188	174	- 7.4%
Months Supply of Inventory**	7.9	4.4	- 44.6%	5.8	6.0	+ 2.3%

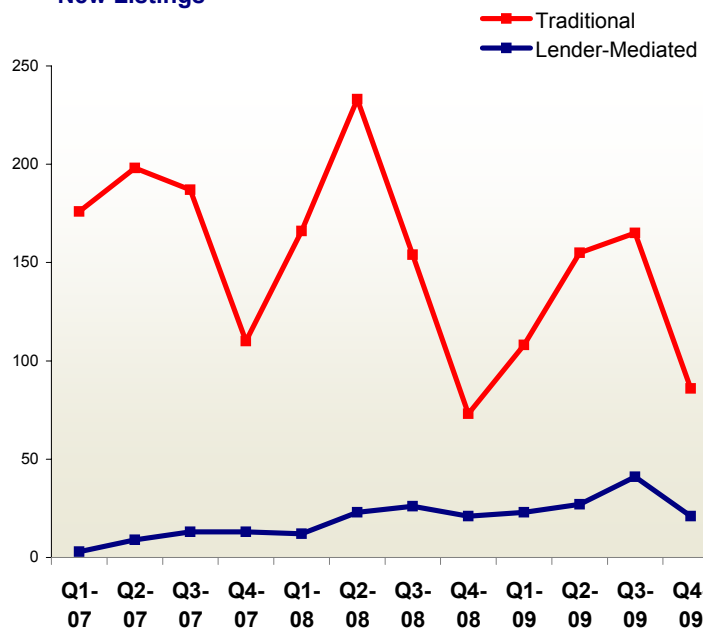
*For the prior twelve months through October

**As of the end of the period

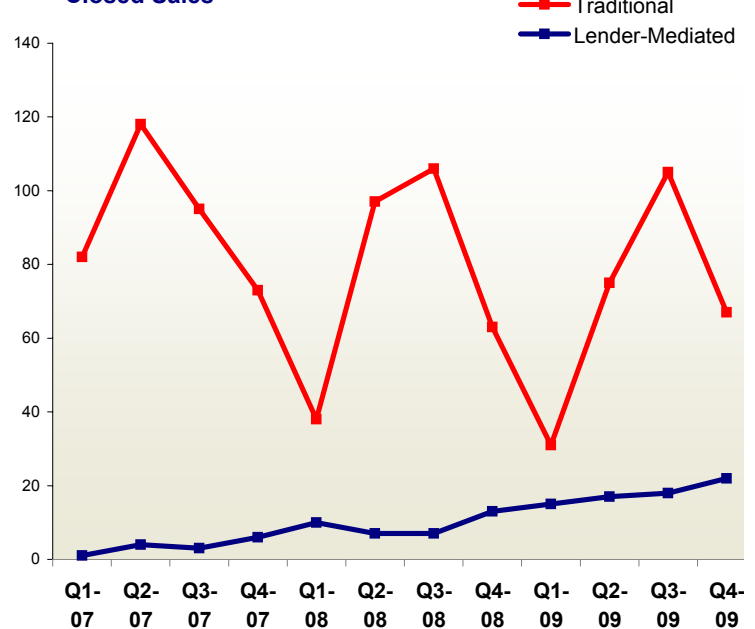
Inventory of Homes for Sale



New Listings



Closed Sales



FORECLOSURES AND SHORT SALES IN THE TWIN CITIES HOUSING MARKET



Area 702:

Lender-Mediated

Traditional

Falcon Heights/Lauderdale/Roseville

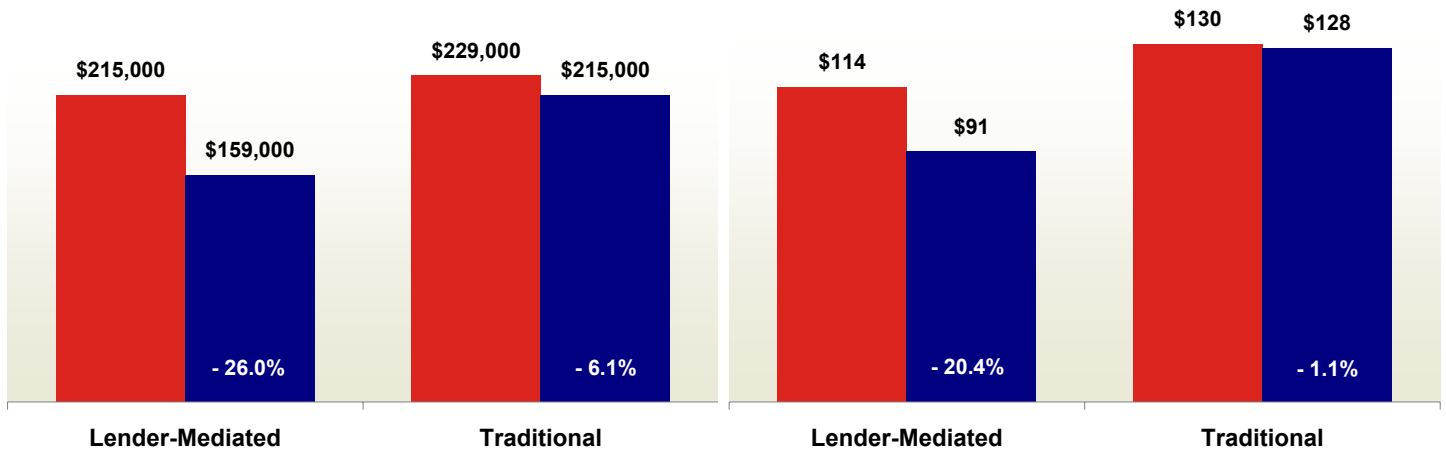
	1-2009*	1-2010*	+/-	1-2009*	1-2010*	+/-
Median Sales Price	\$215,000	\$159,000	- 26.0%	\$229,000	\$215,000	- 6.1%
Median Price Per Square Foot	\$114	\$91	- 20.4%	\$130	\$128	- 1.1%
Percent of Original List Price Received at Sale	90.1%	89.3%	- 1.0%	93.1%	93.3%	+ 0.2%
Days on Market Until Sale	156	131	- 16.0%	118	113	- 4.3%

Median Sales Price

■ 1-2008 thru 12-2008
■ 1-2009 thru 12-2009

Median Price Per Square Foot

■ 1-2008 thru 12-2008
■ 1-2009 thru 12-2009



Percent of Original List Price Received

■ 1-2008 thru 12-2008
■ 1-2009 thru 12-2009

Days on Market Until Sale

■ 1-2008 thru 12-2008
■ 1-2009 thru 12-2009

