

FORECLOSURES AND SHORT SALES IN THE TWIN CITIES HOUSING MARKET



MINNEAPOLIS AREA Association
of REALTORS®
Q4-2009 Update

Area 392:

Eden Prairie

Lender-Mediated

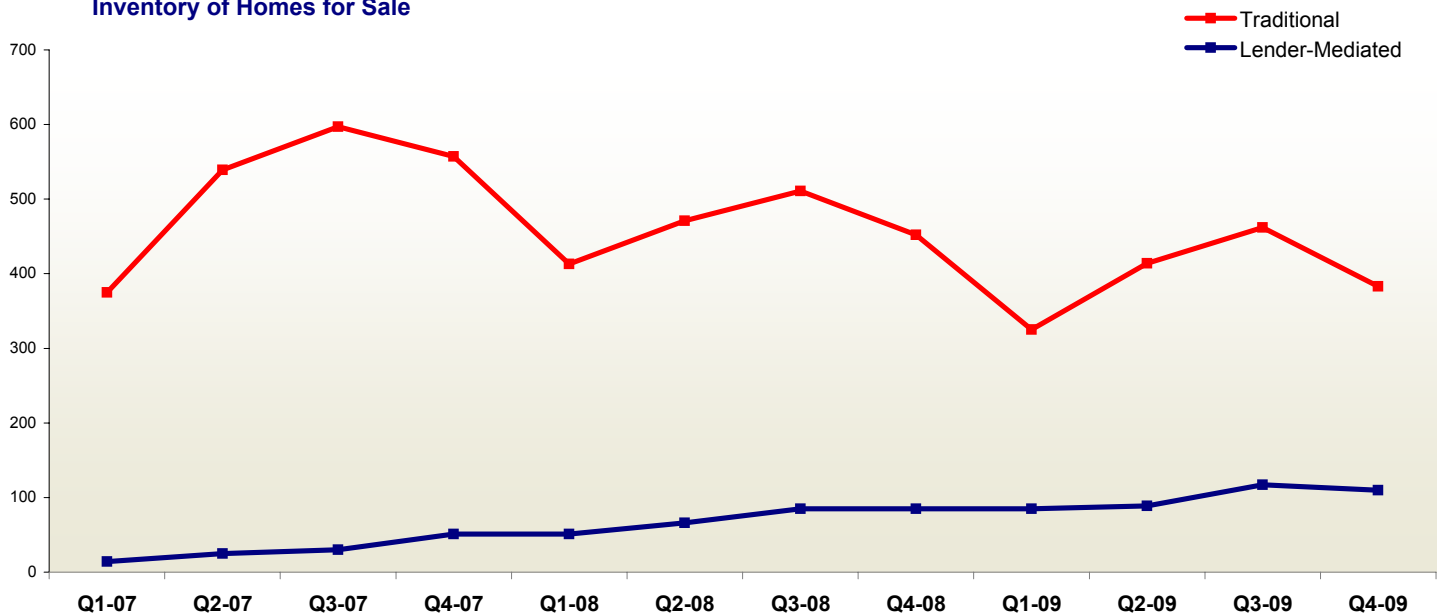
Traditional

	1-2009*	1-2010*	+/-	1-2009*	1-2010*	+/-
New Listings	265	331	+ 24.9%	1,567	1,245	- 20.5%
Closed Sales	125	197	+ 57.6%	677	575	- 15.1%
Inventory of Homes for Sale**	85	110	+ 29.4%	452	383	- 15.3%
Months Supply of Inventory**	7.6	5.1	- 32.7%	7.2	6.1	- 16.1%

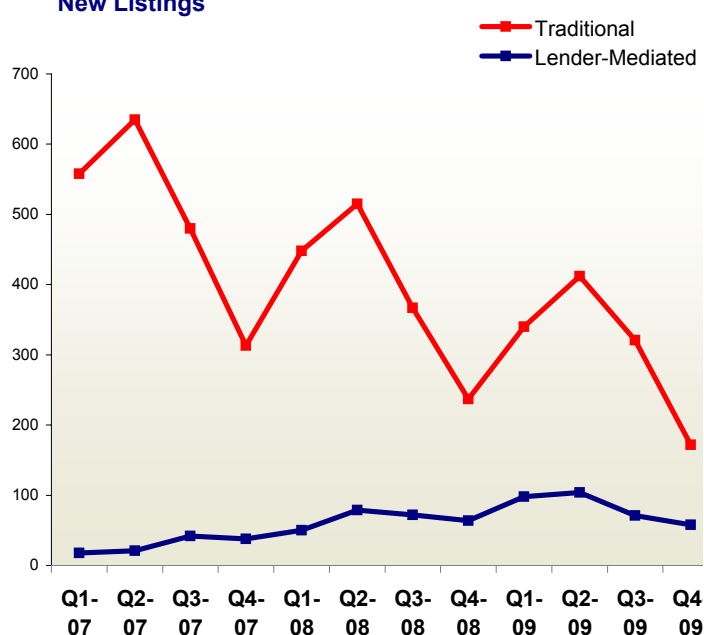
*For the prior twelve months through October

**As of the end of the period

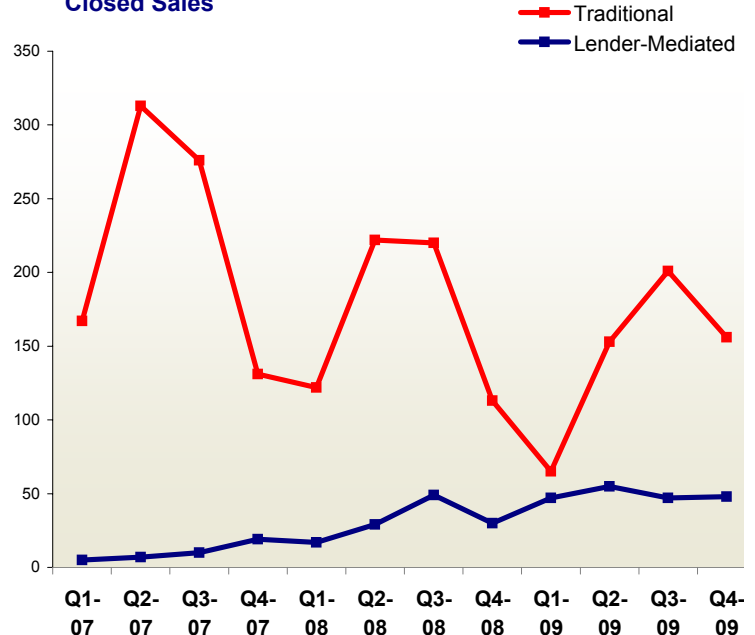
Inventory of Homes for Sale



New Listings



Closed Sales



FORECLOSURES AND SHORT SALES IN THE TWIN CITIES HOUSING MARKET



Area 392: Eden Prairie

Lender-Mediated

Traditional

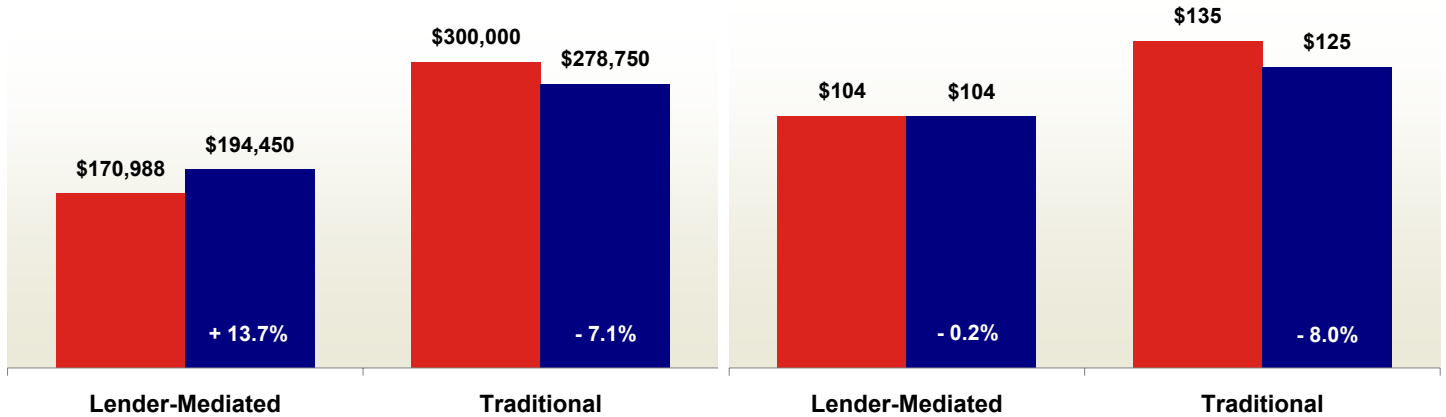
	1-2009*	1-2010*	+/-	1-2009*	1-2010*	+/-
Median Sales Price	\$170,988	\$194,450	+ 13.7%	\$300,000	\$278,750	- 7.1%
Median Price Per Square Foot	\$104	\$104	- 0.2%	\$135	\$125	- 8.0%
Percent of Original List Price Received at Sale	91.2%	91.3%	+ 0.1%	94.2%	92.3%	- 2.0%
Days on Market Until Sale	139	156	+ 11.7%	136	151	+ 11.3%

Median Sales Price

■ 1-2008 thru 12-2008
■ 1-2009 thru 12-2009

Median Price Per Square Foot

■ 1-2008 thru 12-2008
■ 1-2009 thru 12-2009



Percent of Original List Price Received

■ 1-2008 thru 12-2008
■ 1-2009 thru 12-2009

Days on Market Until Sale

■ 1-2008 thru 12-2008
■ 1-2009 thru 12-2009

