

FORECLOSURES AND SHORT SALES IN THE TWIN CITIES HOUSING MARKET



MINNEAPOLIS AREA Association
of REALTORS®
Q4-2009 Update

Area 740:

St. Paul: Crocus Hill

Lender-Mediated

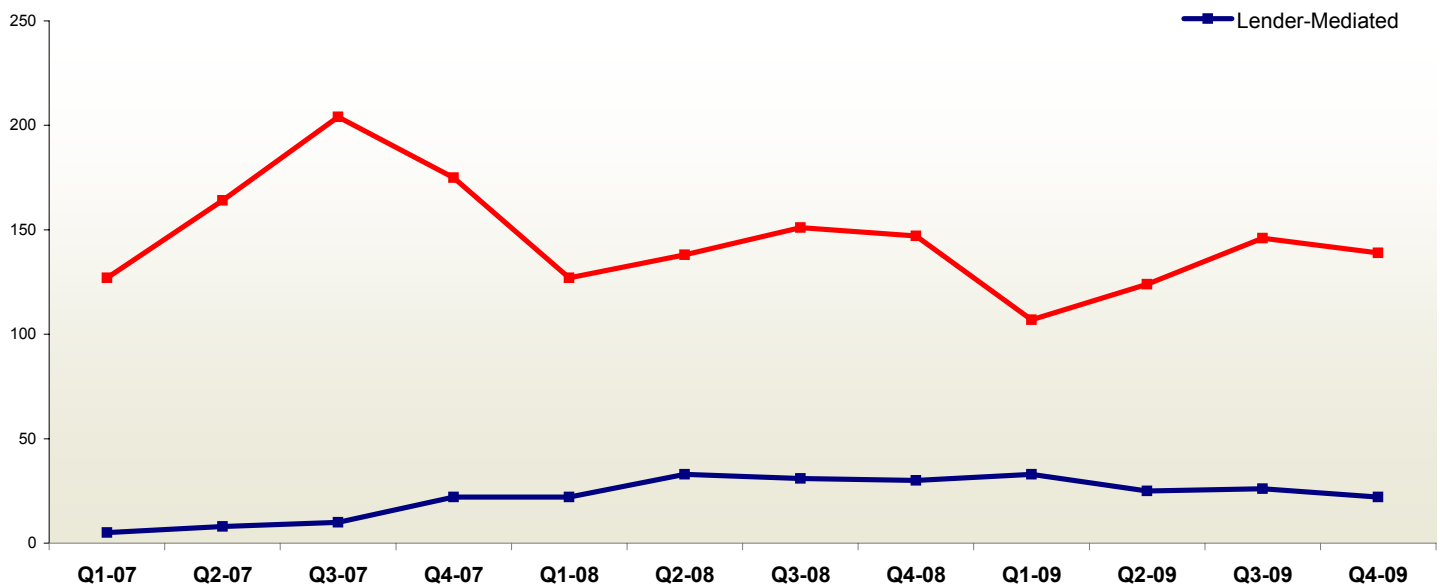
Traditional

	1-2009*	1-2010*	+/-	1-2009*	1-2010*	+/-
New Listings	106	76	- 28.3%	383	352	- 8.1%
Closed Sales	43	60	+ 39.5%	126	131	+ 4.0%
Inventory of Homes for Sale**	30	22	- 26.7%	147	139	- 5.4%
Months Supply of Inventory**	7.0	4.3	- 38.4%	13.7	11.2	- 18.3%

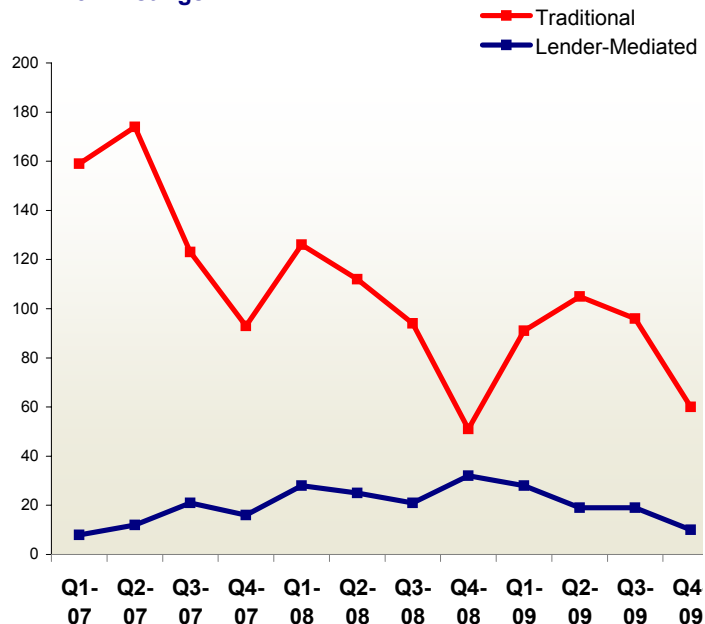
*For the prior twelve months through October

**As of the end of the period

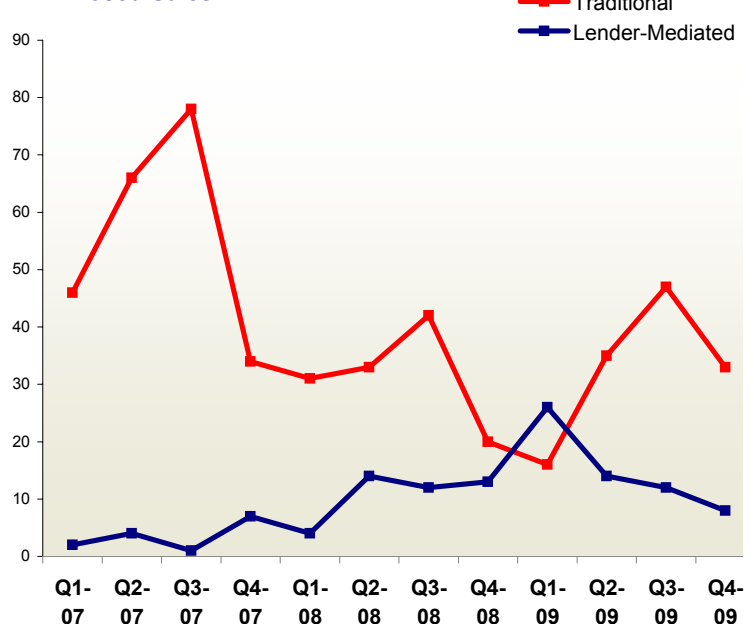
Inventory of Homes for Sale



New Listings



Closed Sales



FORECLOSURES AND SHORT SALES IN THE TWIN CITIES HOUSING MARKET



Area 740:

St. Paul: Crocus Hill

Lender-Mediated

Traditional

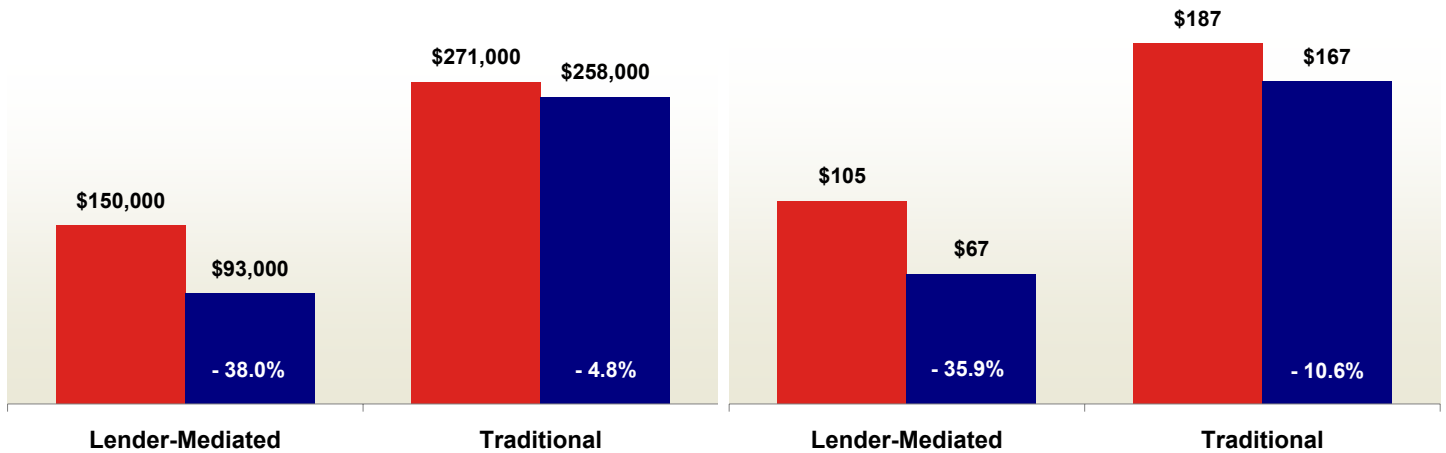
	1-2009*	1-2010*	+/-	1-2009*	1-2010*	+/-
Median Sales Price	\$150,000	\$93,000	- 38.0%	\$271,000	\$258,000	- 4.8%
Median Price Per Square Foot	\$105	\$67	- 35.9%	\$187	\$167	- 10.6%
Percent of Original List Price Received at Sale	87.1%	88.6%	+ 1.7%	93.7%	90.8%	- 3.1%
Days on Market Until Sale	210	175	- 16.4%	128	165	+ 28.4%

Median Sales Price

■ 1-2008 thru 12-2008
■ 1-2009 thru 12-2009

Median Price Per Square Foot

■ 1-2008 thru 12-2008
■ 1-2009 thru 12-2009



Percent of Original List Price Received

■ 1-2008 thru 12-2008
■ 1-2009 thru 12-2009

Days on Market Until Sale

■ 1-2008 thru 12-2008
■ 1-2009 thru 12-2009

