

FORECLOSURES AND SHORT SALES IN THE TWIN CITIES HOUSING MARKET



MINNEAPOLIS AREA Association
of REALTORS®

Q4-2009 Update

Area 380:

Bloomington-West

Lender-Mediated

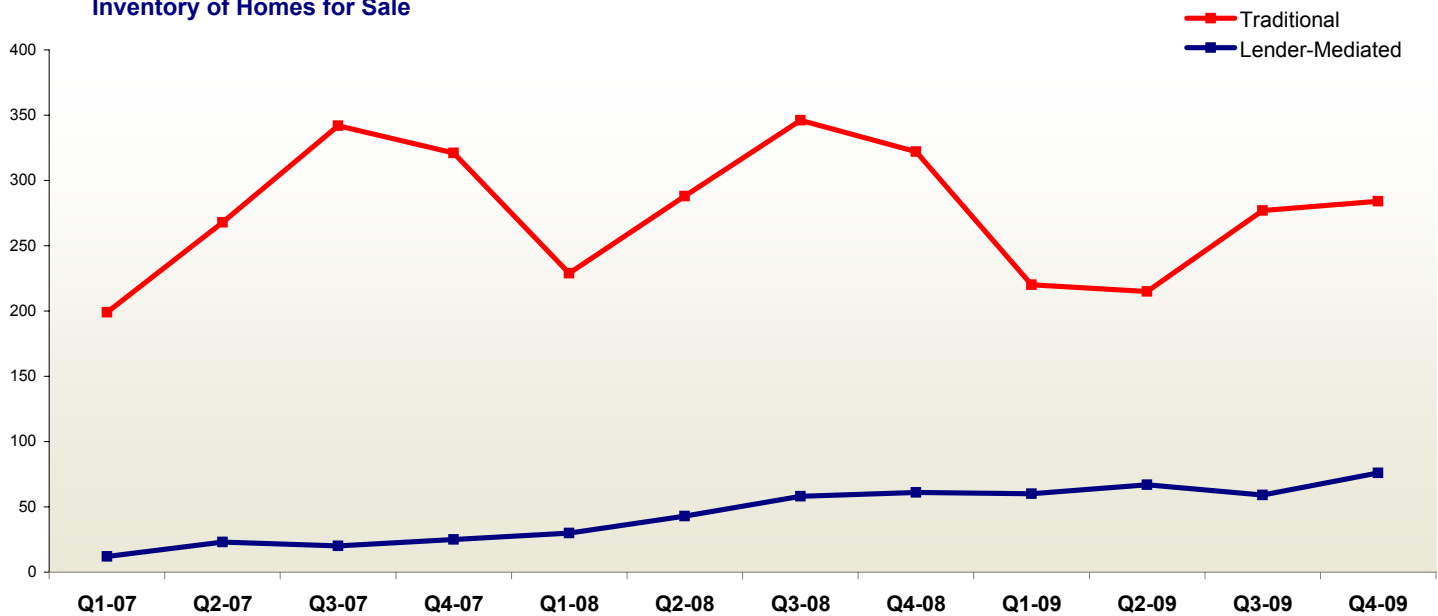
Traditional

	1-2009*	1-2010*	+/-	1-2009*	1-2010*	+/-
New Listings	186	226	+ 21.5%	990	841	- 15.1%
Closed Sales	92	145	+ 57.6%	430	399	- 7.2%
Inventory of Homes for Sale**	61	76	+ 24.6%	322	284	- 11.8%
Months Supply of Inventory**	8.1	5.2	- 35.7%	7.5	6.7	- 11.1%

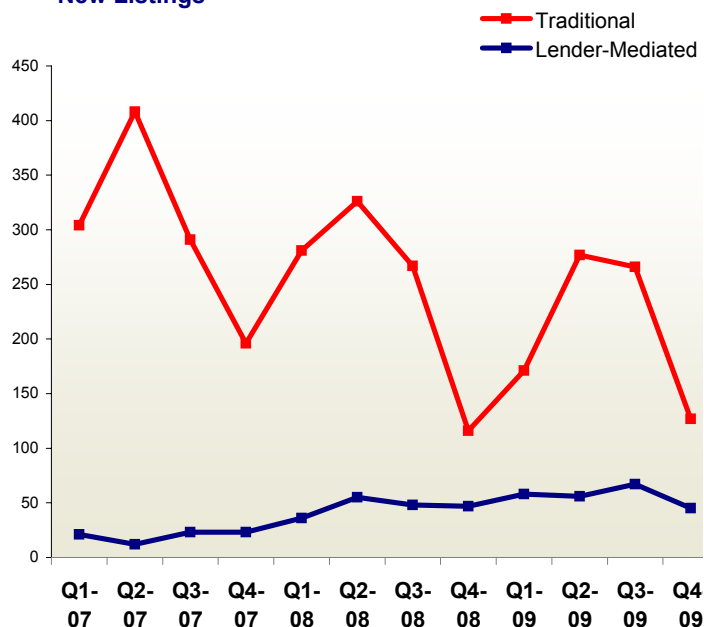
*For the prior twelve months through October

**As of the end of the period

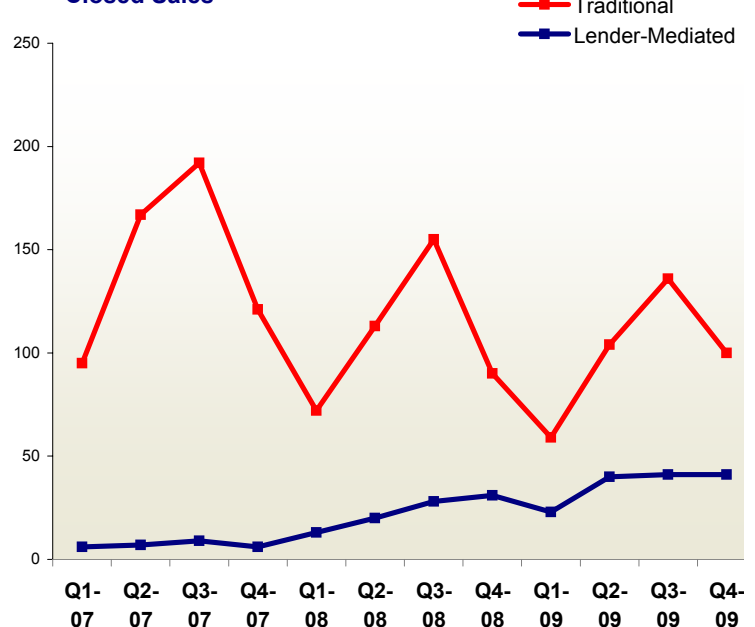
Inventory of Homes for Sale



New Listings



Closed Sales



FORECLOSURES AND SHORT SALES IN THE TWIN CITIES HOUSING MARKET



Area 380:

Bloomington-West

Lender-Mediated

Traditional

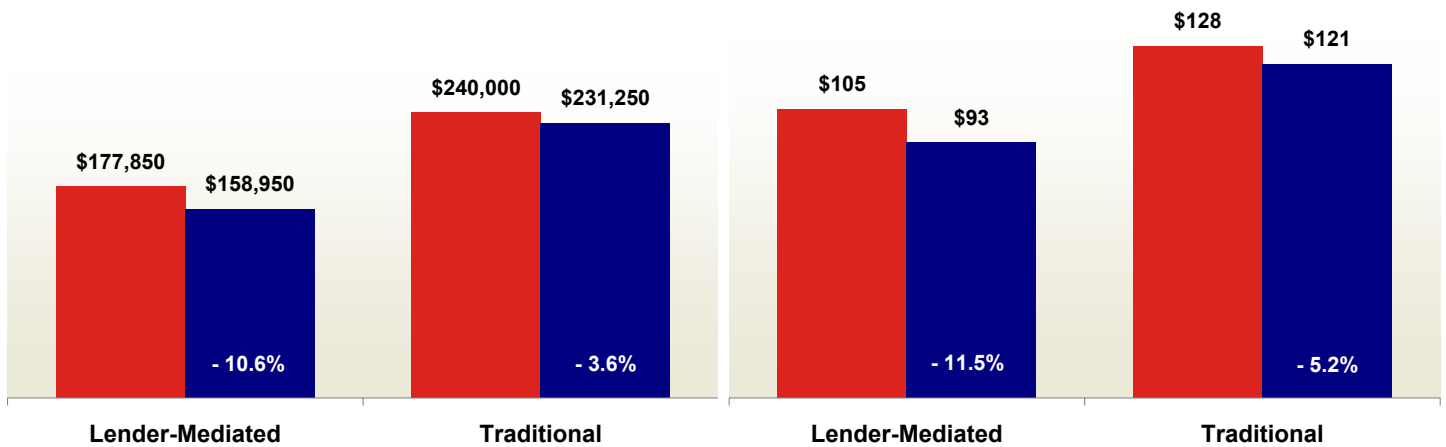
	1-2009*	1-2010*	+/-	1-2009*	1-2010*	+/-
Median Sales Price	\$177,850	\$158,950	- 10.6%	\$240,000	\$231,250	- 3.6%
Median Price Per Square Foot	\$105	\$93	- 11.5%	\$128	\$121	- 5.2%
Percent of Original List Price Received at Sale	91.9%	90.4%	- 1.6%	94.0%	93.3%	- 0.7%
Days on Market Until Sale	124	139	+ 12.0%	132	140	+ 6.4%

Median Sales Price

■ 1-2008 thru 12-2008
■ 1-2009 thru 12-2009

Median Price Per Square Foot

■ 1-2008 thru 12-2008
■ 1-2009 thru 12-2009



Percent of Original List Price Received

■ 1-2008 thru 12-2008
■ 1-2009 thru 12-2009

Days on Market Until Sale

■ 1-2008 thru 12-2008
■ 1-2009 thru 12-2009

