

FORECLOSURES AND SHORT SALES IN THE TWIN CITIES HOUSING MARKET



MINNEAPOLIS AREA Association
of REALTORS®
Q4-2009 Update

Area 764:

Blaine

Lender-Mediated

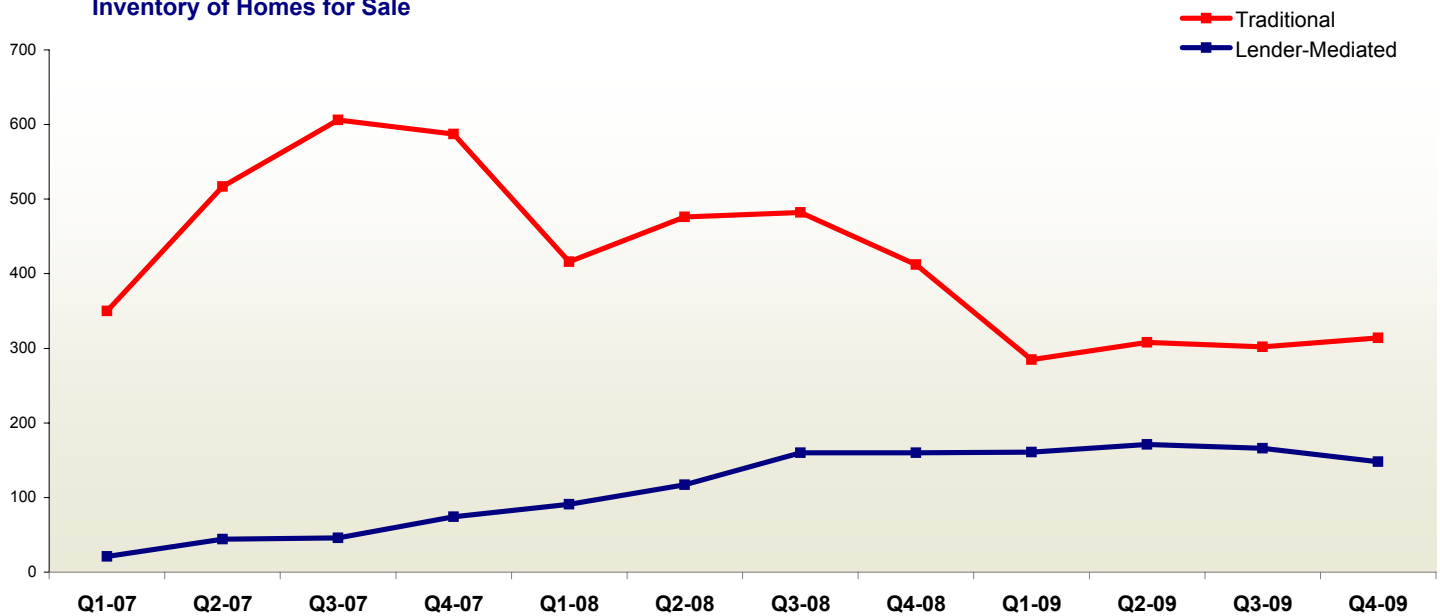
Traditional

	1-2009*	1-2010*	+/-	1-2009*	1-2010*	+/-
New Listings	500	578	+ 15.6%	1,214	1,028	- 15.3%
Closed Sales	238	387	+ 62.6%	522	494	- 5.4%
Inventory of Homes for Sale**	160	148	- 7.5%	412	314	- 23.8%
Months Supply of Inventory**	7.1	3.5	- 50.1%	8.3	5.9	- 29.5%

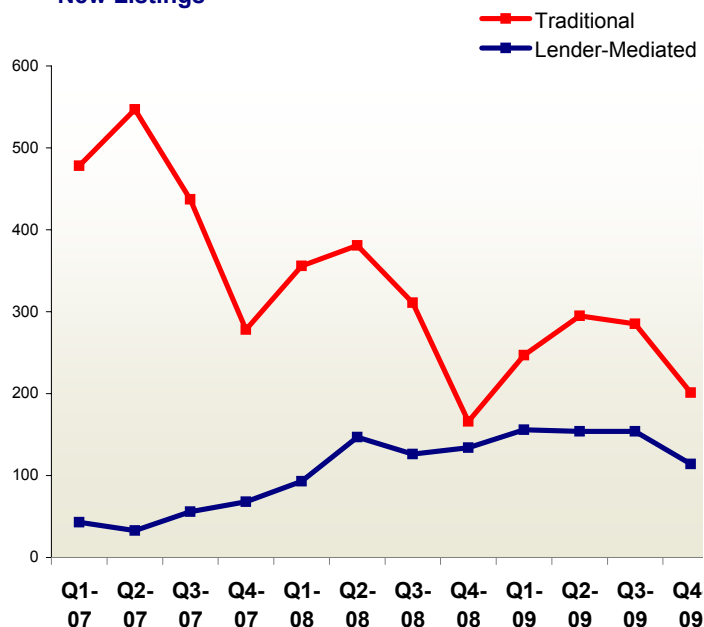
*For the prior twelve months through October

**As of the end of the period

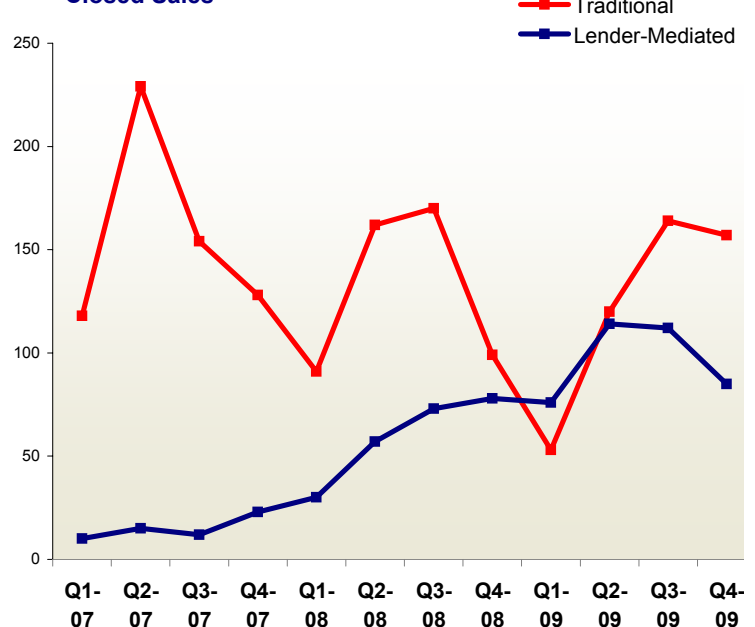
Inventory of Homes for Sale



New Listings



Closed Sales



FORECLOSURES AND SHORT SALES IN THE TWIN CITIES HOUSING MARKET



Area 764:

Blaine

Lender-Mediated

Traditional

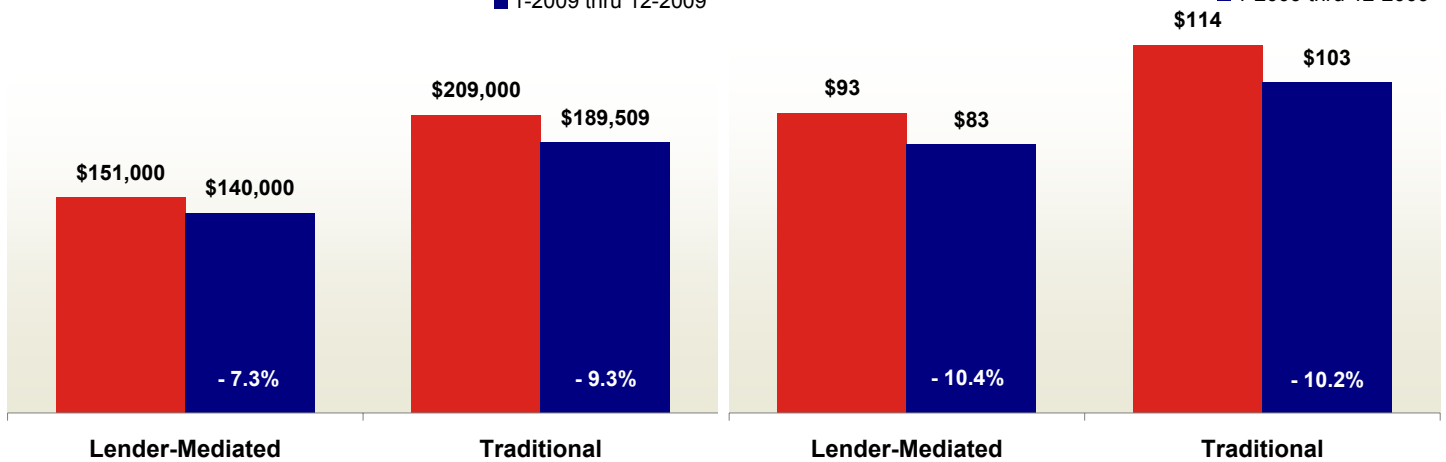
	1-2009*	1-2010*	+/-	1-2009*	1-2010*	+/-
Median Sales Price	\$151,000	\$140,000	- 7.3%	\$209,000	\$189,509	- 9.3%
Median Price Per Square Foot	\$93	\$83	- 10.4%	\$114	\$103	- 10.2%
Percent of Original List Price Received at Sale	89.4%	94.3%	+ 5.4%	93.4%	93.9%	+ 0.5%
Days on Market Until Sale	145	144	- 1.2%	122	112	- 8.3%

Median Sales Price

■ 1-2008 thru 12-2008
■ 1-2009 thru 12-2009

Median Price Per Square Foot

■ 1-2008 thru 12-2008
■ 1-2009 thru 12-2009



Percent of Original List Price Received

■ 1-2008 thru 12-2008
■ 1-2009 thru 12-2009

Days on Market Until Sale

■ 1-2008 thru 12-2008
■ 1-2009 thru 12-2009

