

FORECLOSURES AND SHORT SALES IN THE TWIN CITIES HOUSING MARKET



MINNEAPOLIS AREA Association
of REALTORS®
Q4-2009 Update

Area 754:

Big Lake Township

Lender-Mediated

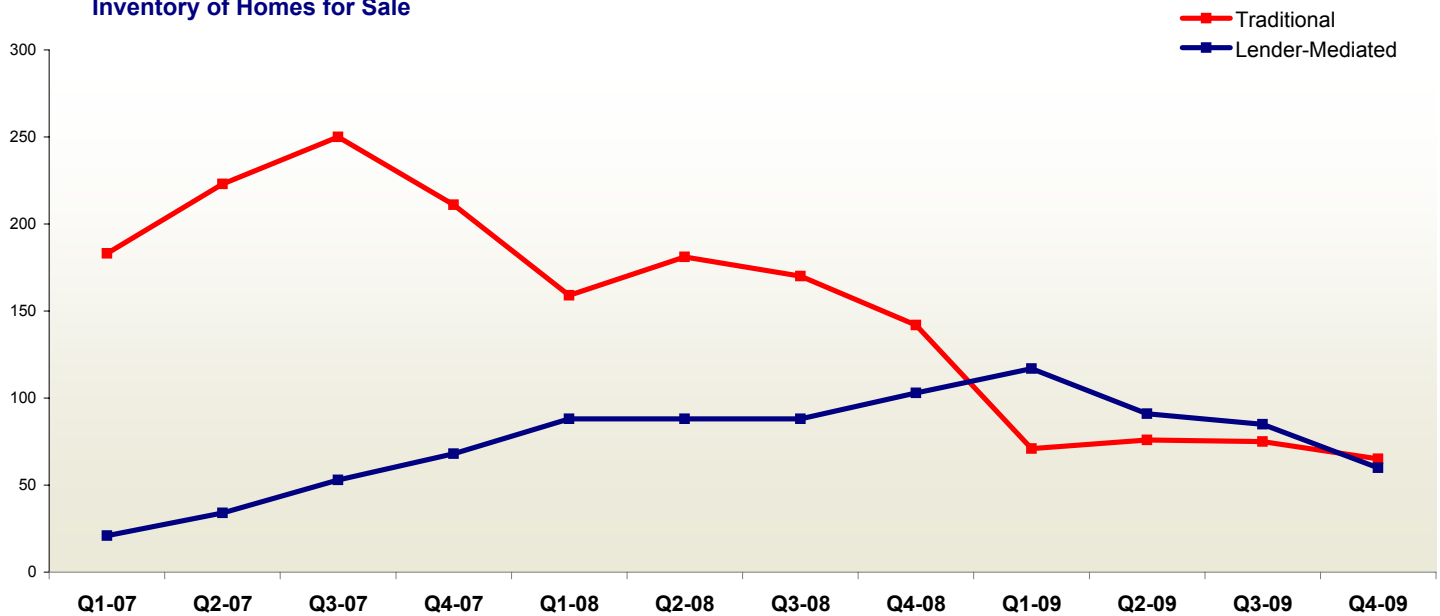
Traditional

	1-2009*	1-2010*	+/-	1-2009*	1-2010*	+/-
New Listings	352	326	- 7.4%	360	200	- 44.4%
Closed Sales	173	281	+ 62.4%	135	94	- 30.4%
Inventory of Homes for Sale**	103	60	- 41.7%	142	65	- 54.2%
Months Supply of Inventory**	6.8	2.7	- 59.9%	9.0	8.1	- 10.2%

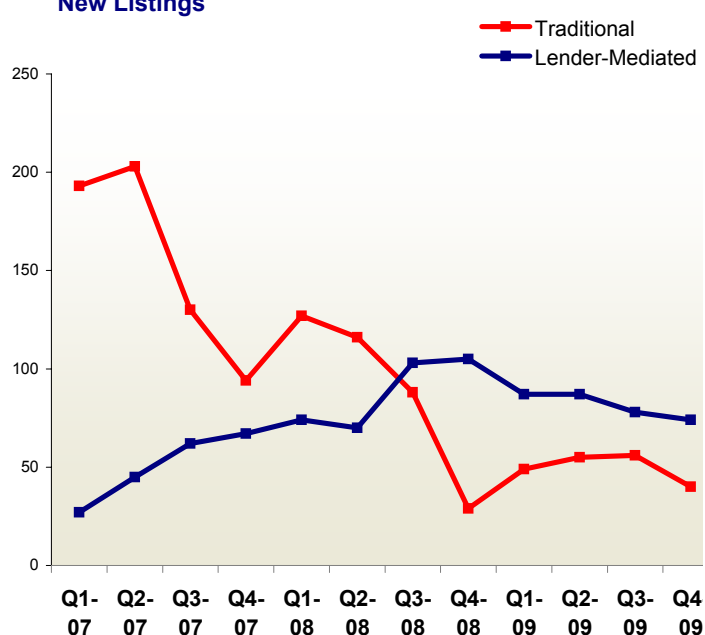
*For the prior twelve months through October

**As of the end of the period

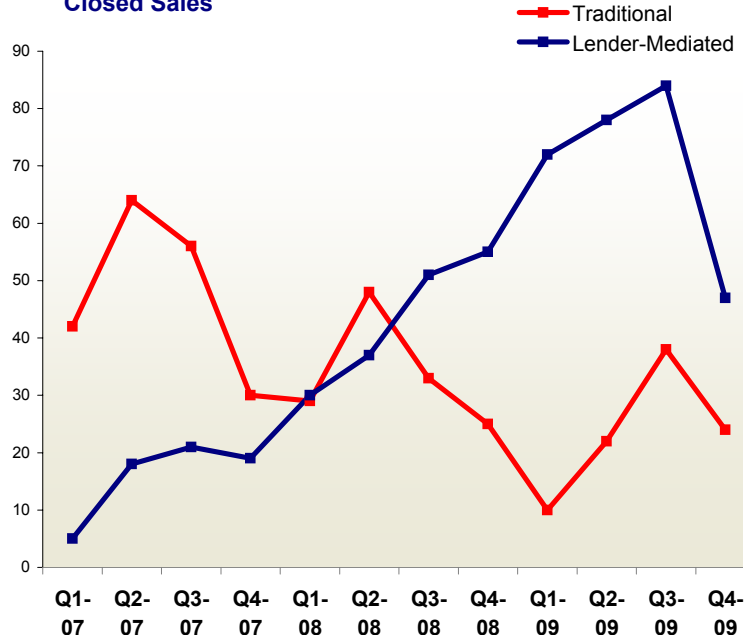
Inventory of Homes for Sale



New Listings



Closed Sales



FORECLOSURES AND SHORT SALES IN THE TWIN CITIES HOUSING MARKET



Area 754:

Big Lake Township

Lender-Mediated

Traditional

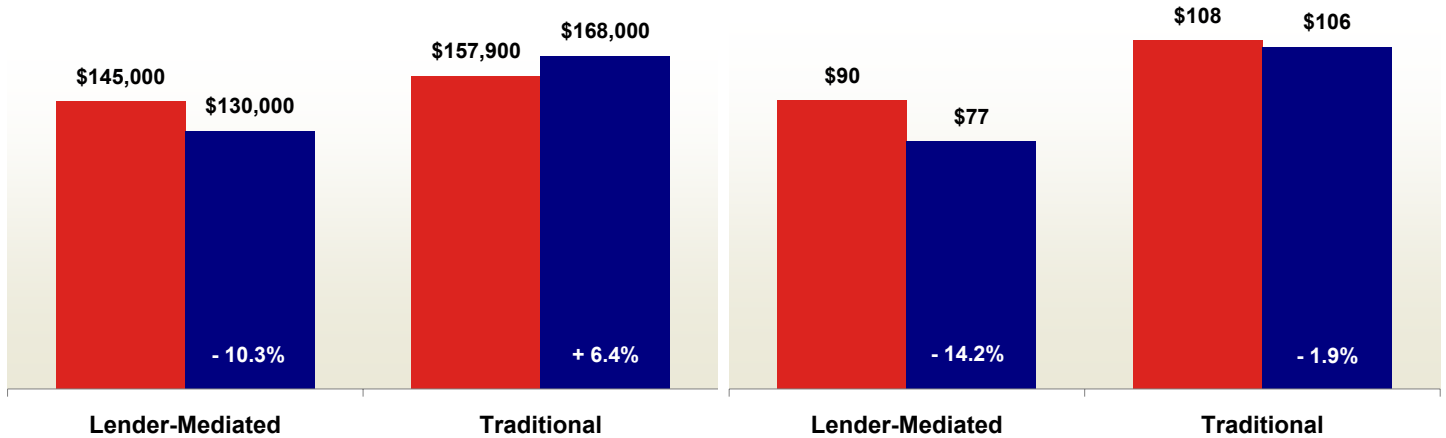
	1-2009*	1-2010*	+/-	1-2009*	1-2010*	+/-
Median Sales Price	\$145,000	\$130,000	- 10.3%	\$157,900	\$168,000	+ 6.4%
Median Price Per Square Foot	\$90	\$77	- 14.2%	\$108	\$106	- 1.9%
Percent of Original List Price Received at Sale	90.8%	93.3%	+ 2.7%	91.2%	92.0%	+ 0.9%
Days on Market Until Sale	148	145	- 1.5%	192	156	- 18.7%

Median Sales Price

■ 1-2008 thru 12-2008
■ 1-2009 thru 12-2009

Median Price Per Square Foot

■ 1-2008 thru 12-2008
■ 1-2009 thru 12-2009



Percent of Original List Price Received

■ 1-2008 thru 12-2008
■ 1-2009 thru 12-2009

Days on Market Until Sale

■ 1-2008 thru 12-2008
■ 1-2009 thru 12-2009

