

FORECLOSURES AND SHORT SALES IN THE TWIN CITIES HOUSING MARKET



MINNEAPOLIS AREA Association
of REALTORS®
Q4-2009 Update

Area 713:

Bethel

Lender-Mediated

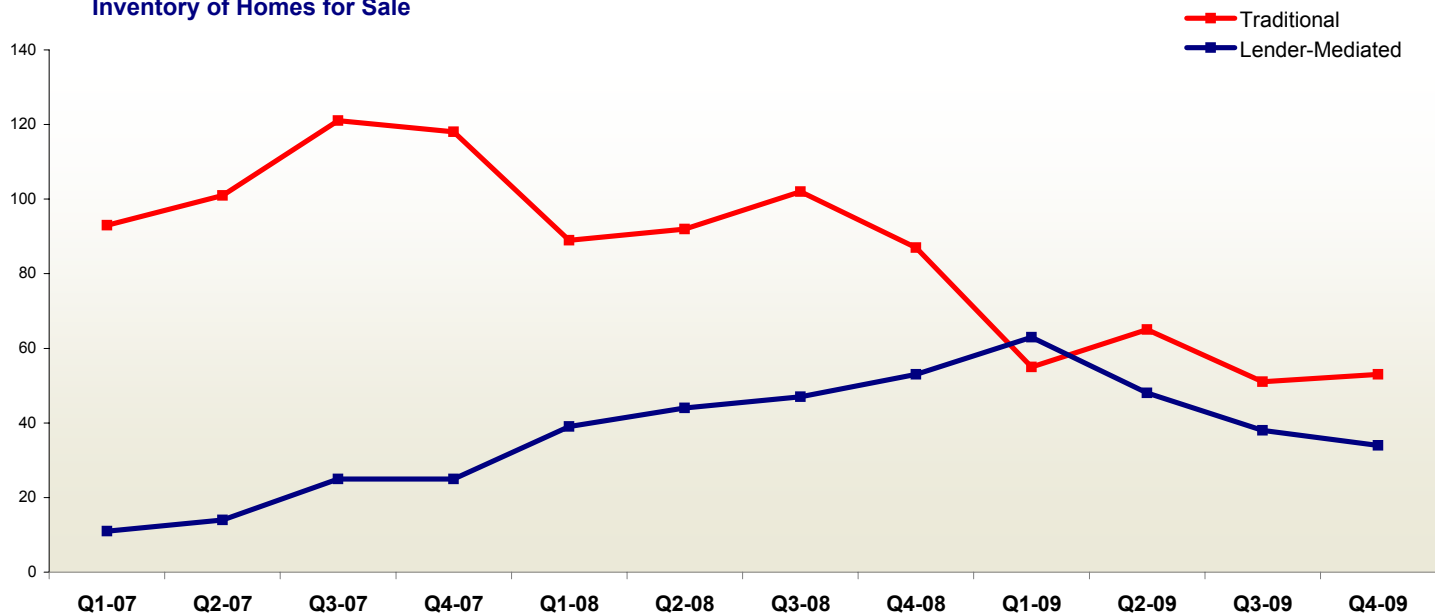
Traditional

	1-2009*	1-2010*	+/-	1-2009*	1-2010*	+/-
New Listings	162	133	- 17.9%	213	128	- 39.9%
Closed Sales	64	110	+ 71.9%	57	49	- 14.0%
Inventory of Homes for Sale**	53	34	- 35.8%	87	53	- 39.1%
Months Supply of Inventory**	11.5	3.6	- 68.9%	13.7	9.8	- 28.2%

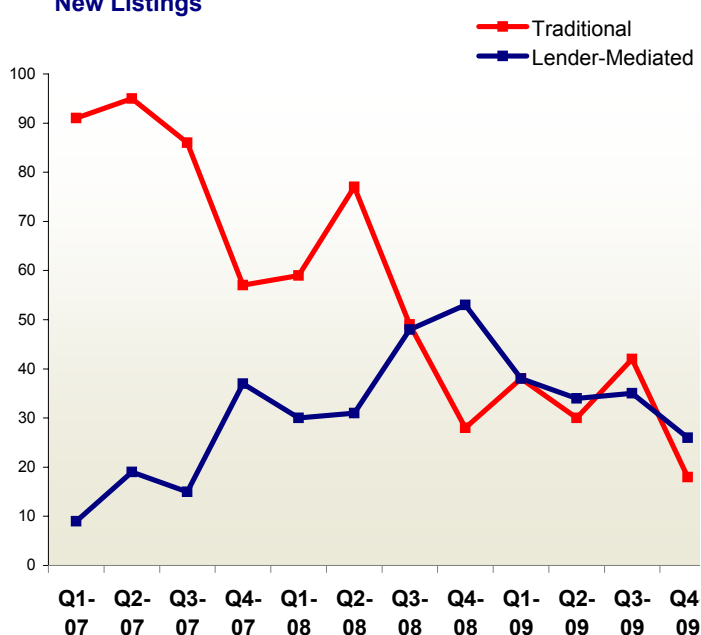
*For the prior twelve months through October

**As of the end of the period

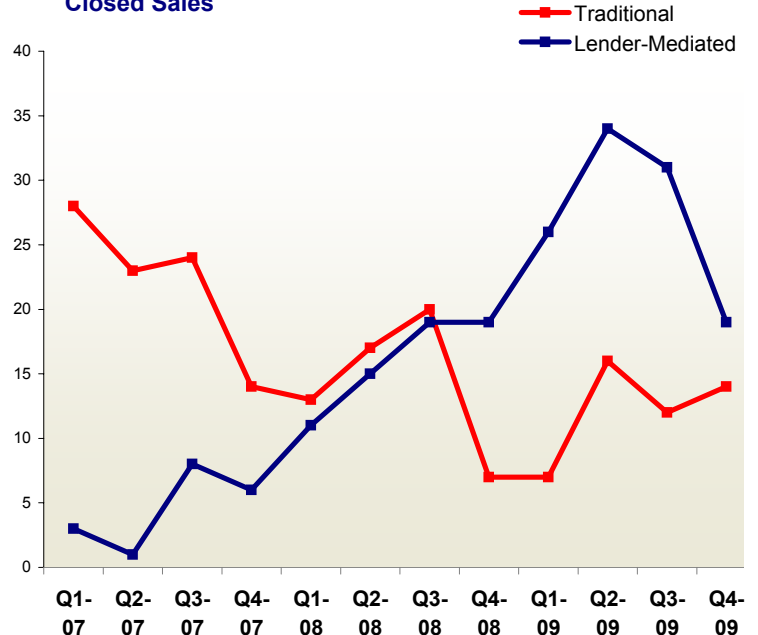
Inventory of Homes for Sale



New Listings



Closed Sales



FORECLOSURES AND SHORT SALES IN THE TWIN CITIES HOUSING MARKET



Area 713: Bethel

Lender-Mediated

Traditional

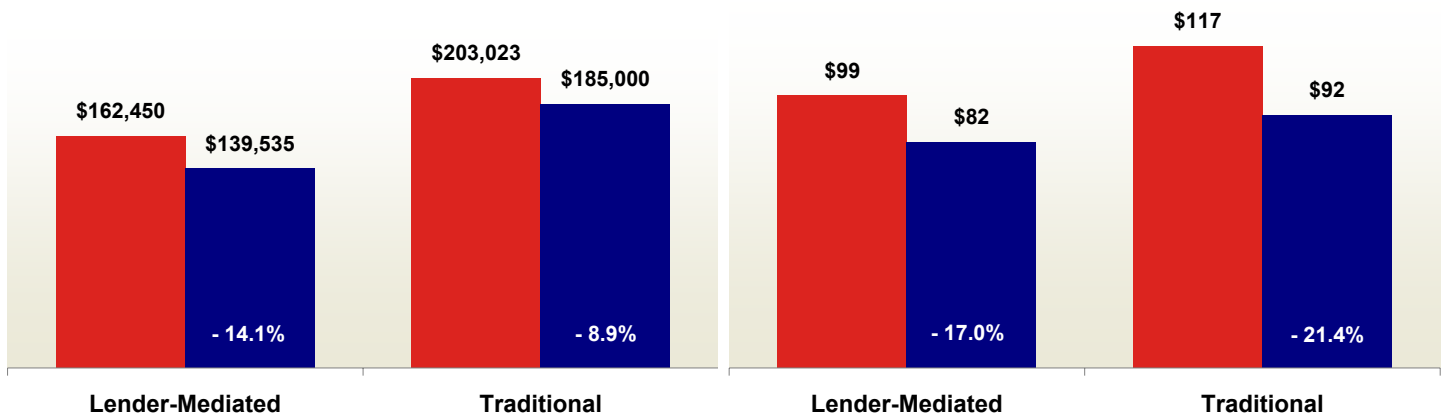
	1-2009*	1-2010*	+/-	1-2009*	1-2010*	+/-
Median Sales Price	\$162,450	\$139,535	- 14.1%	\$203,023	\$185,000	- 8.9%
Median Price Per Square Foot	\$99	\$82	- 17.0%	\$117	\$92	- 21.4%
Percent of Original List Price Received at Sale	87.3%	88.2%	+ 1.1%	88.9%	93.6%	+ 5.3%
Days on Market Until Sale	162	186	+ 14.8%	186	175	- 5.9%

Median Sales Price

■ 1-2008 thru 12-2008
■ 1-2009 thru 12-2009

Median Price Per Square Foot

■ 1-2008 thru 12-2008
■ 1-2009 thru 12-2009



Percent of Original List Price Received

■ 1-2008 thru 12-2008
■ 1-2009 thru 12-2009

Days on Market Until Sale

■ 1-2008 thru 12-2008
■ 1-2009 thru 12-2009

