

FORECLOSURES AND SHORT SALES IN THE TWIN CITIES HOUSING MARKET



MINNEAPOLIS AREA Association
of REALTORS®
Q4-2009 Update

Area 765:

Arden Hills/Shoreview

Lender-Mediated

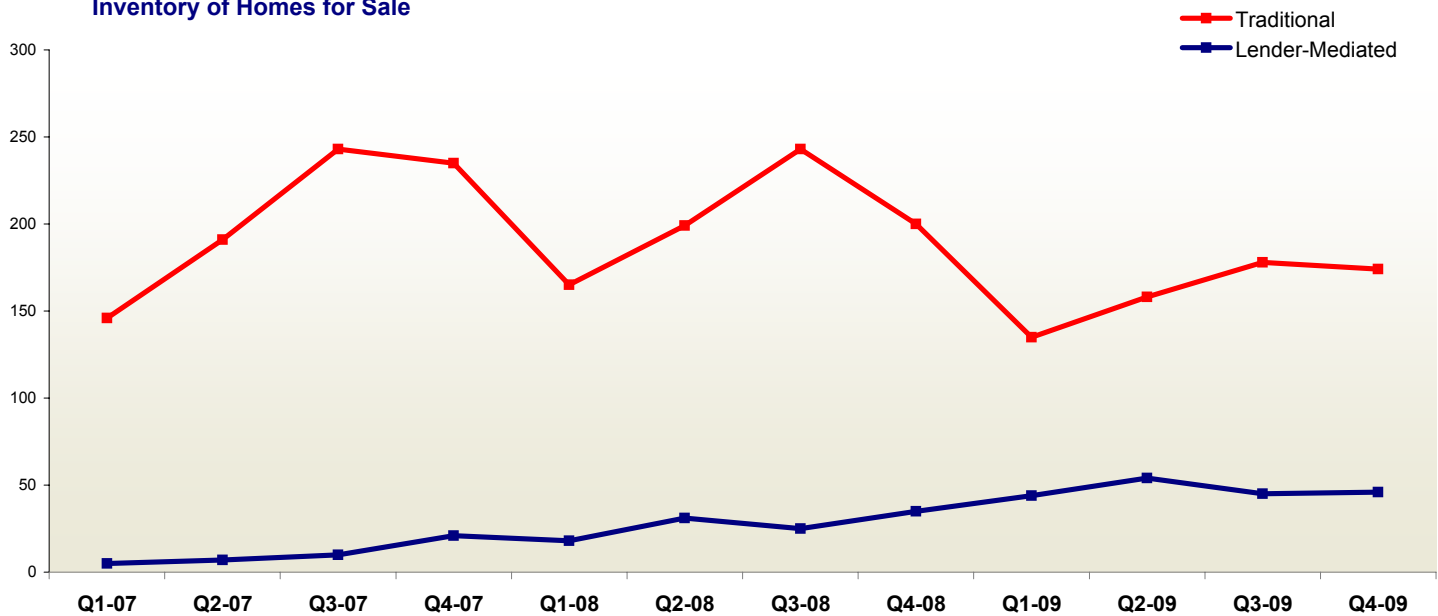
Traditional

	1-2009*	1-2010*	+/-	1-2009*	1-2010*	+/-
New Listings	106	144	+ 35.8%	602	528	- 12.3%
Closed Sales	47	87	+ 85.1%	271	287	+ 5.9%
Inventory of Homes for Sale**	35	46	+ 31.4%	200	174	- 13.0%
Months Supply of Inventory**	9.9	5.5	- 44.5%	7.4	5.7	- 22.1%

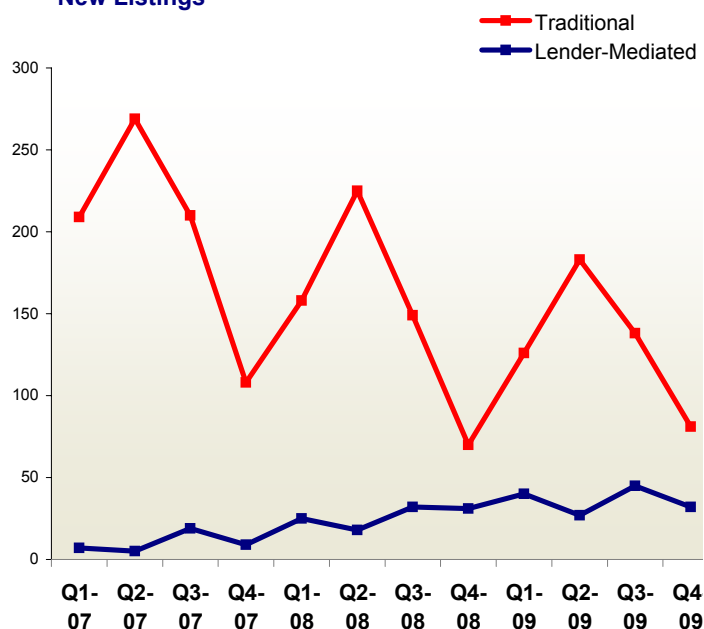
*For the prior twelve months through October

**As of the end of the period

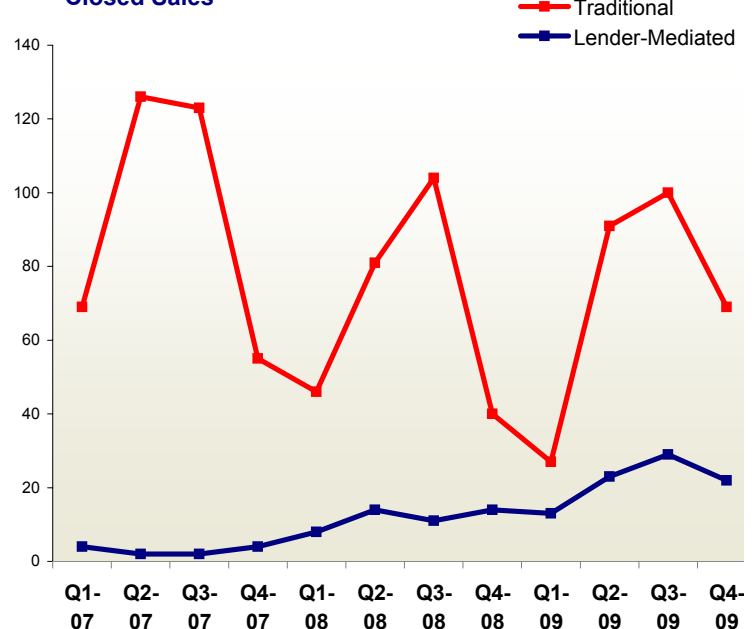
Inventory of Homes for Sale



New Listings



Closed Sales



FORECLOSURES AND SHORT SALES IN THE TWIN CITIES HOUSING MARKET



Area 765:

Arden Hills/Shoreview

Lender-Mediated

Traditional

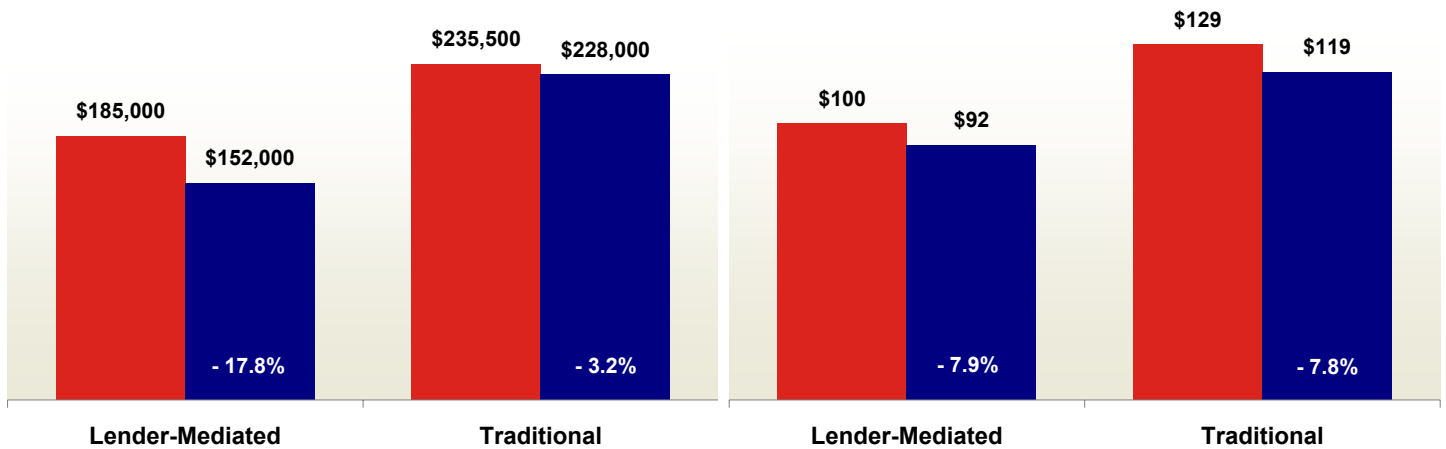
	1-2009*	1-2010*	+/-	1-2009*	1-2010*	+/-
Median Sales Price	\$185,000	\$152,000	- 17.8%	\$235,500	\$228,000	- 3.2%
Median Price Per Square Foot	\$100	\$92	- 7.9%	\$129	\$119	- 7.8%
Percent of Original List Price Received at Sale	90.9%	86.6%	- 4.8%	93.5%	92.2%	- 1.3%
Days on Market Until Sale	149	151	+ 1.5%	131	146	+ 11.2%

Median Sales Price

■ 1-2008 thru 12-2008
■ 1-2009 thru 12-2009

Median Price Per Square Foot

■ 1-2008 thru 12-2008
■ 1-2009 thru 12-2009



Percent of Original List Price Received

■ 1-2008 thru 12-2008
■ 1-2009 thru 12-2009

Days on Market Until Sale

■ 1-2008 thru 12-2008
■ 1-2009 thru 12-2009

