

# Foreclosures and Short Sales in the Twin Cities

December 2009



MINNEAPOLIS AREA Association  
of REALTORS®

[Click here to view an interactive neighborhood data center tracking foreclosures and short sales.](#)

<b>Contents</b>	
<b>New Listings</b>	<b>2</b>
<b>Pending Sales</b>	<b>3</b>
<b>Closed Sales</b>	<b>4</b>
<b>Median Sales Price</b>	<b>5</b>
<b>Percent of Original List Price Received</b>	<b>6</b>
<b>Days on Market Until Sale</b>	<b>7</b>
<b>Inventory of Homes for Sale</b>	<b>8</b>
<b>Months Supply of Inventory</b>	<b>9</b>
<b>Explanation of Methodology</b>	<b>10</b>

“**Lender-Owned**” refers to foreclosure properties in which the financial institution has repossessed the home from the owner due to nonpayment of mortgage obligations. “**Short Sales**” refer to unique arrangements where the financial institution and in-default homeowner work together in an attempt to sell the home before it is foreclosed upon. “**Traditional**” refers to a property listed by a typical seller who is not in either of the prior two categories.

The numbers provided in this report are best estimates based upon data from the Regional Multiple Listing Service and may not match other data sources perfectly.

See Page 10 for an explanation of methodology.

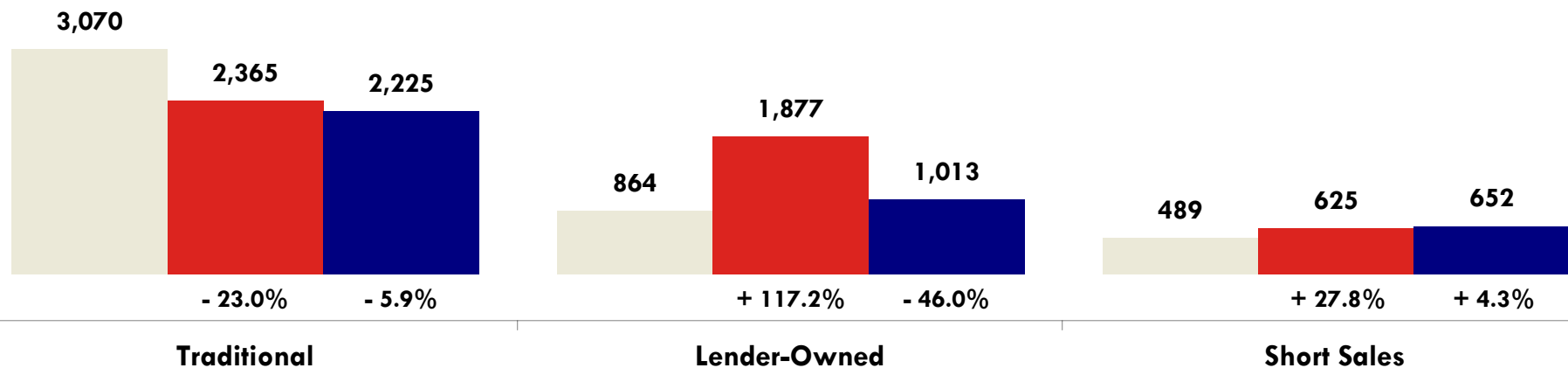
# Foreclosures and Short Sales in the Twin Cities

December 2009

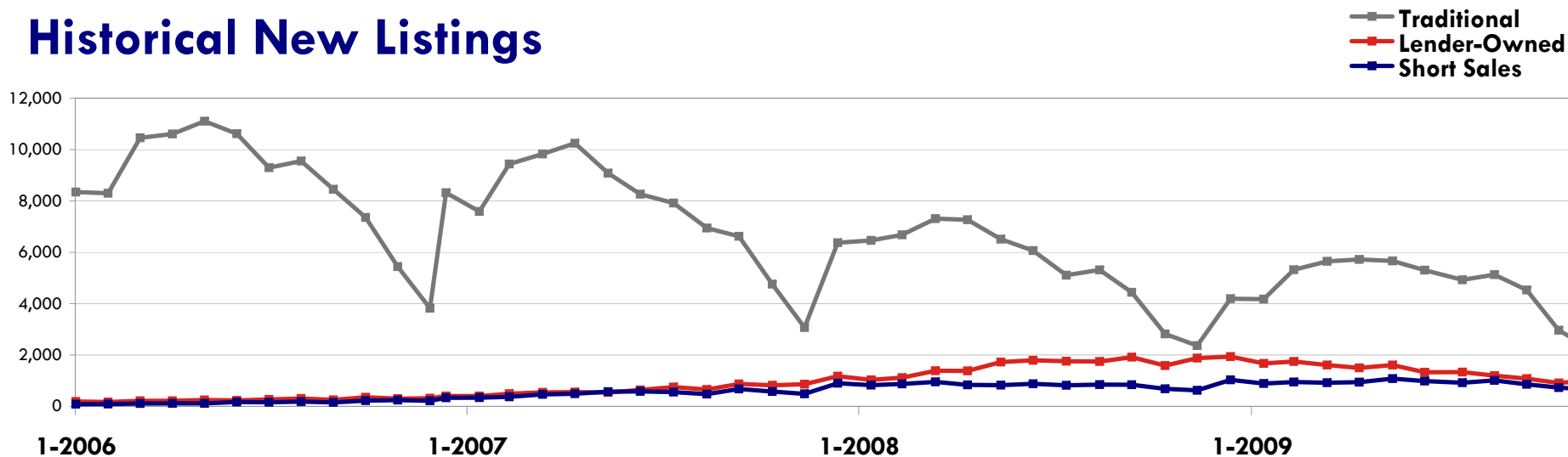


## New Listings

12-2007 12-2008 12-2009



## Historical New Listings



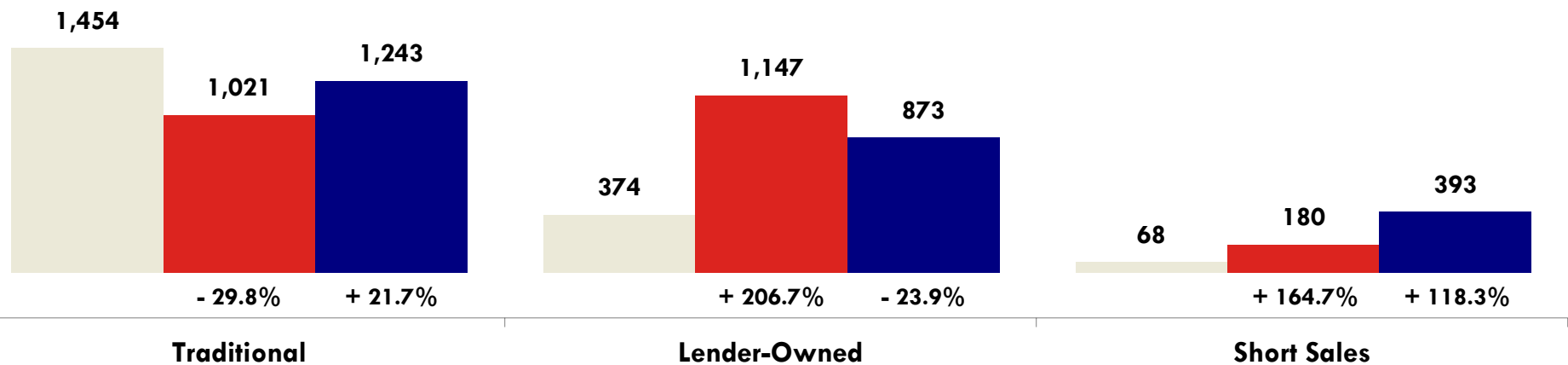
# Foreclosures and Short Sales in the Twin Cities

December 2009

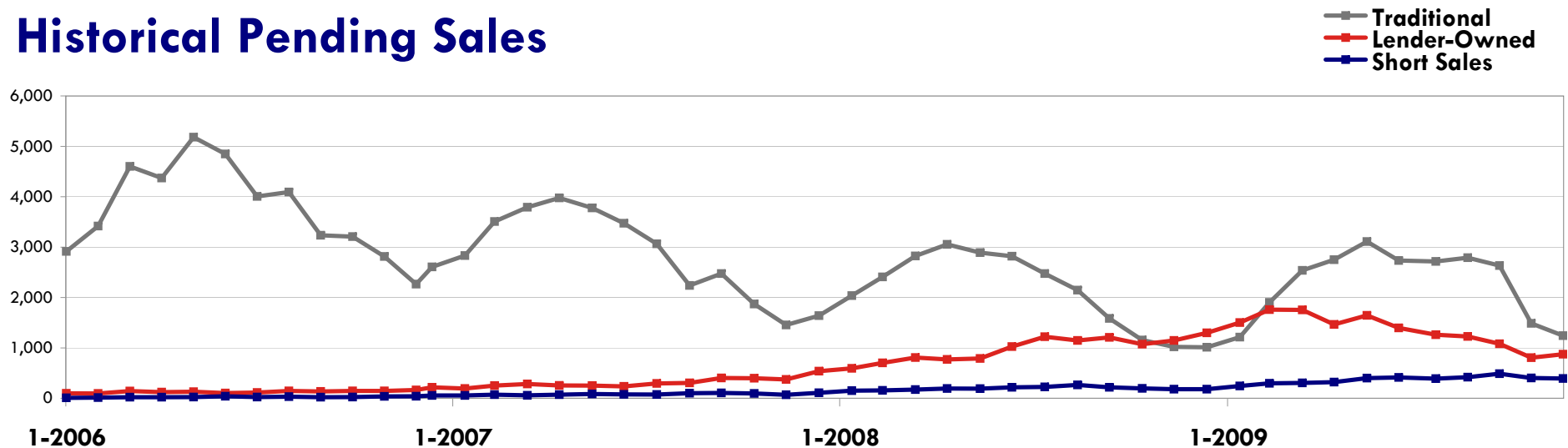


## Pending Sales

12-2007 12-2008 12-2009



## Historical Pending Sales

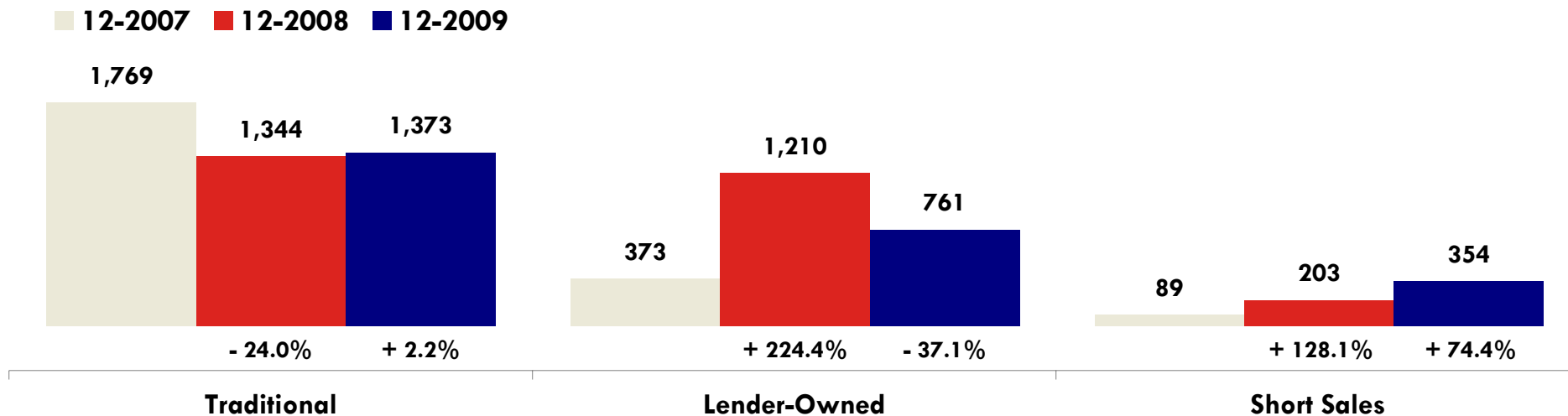


# Foreclosures and Short Sales in the Twin Cities

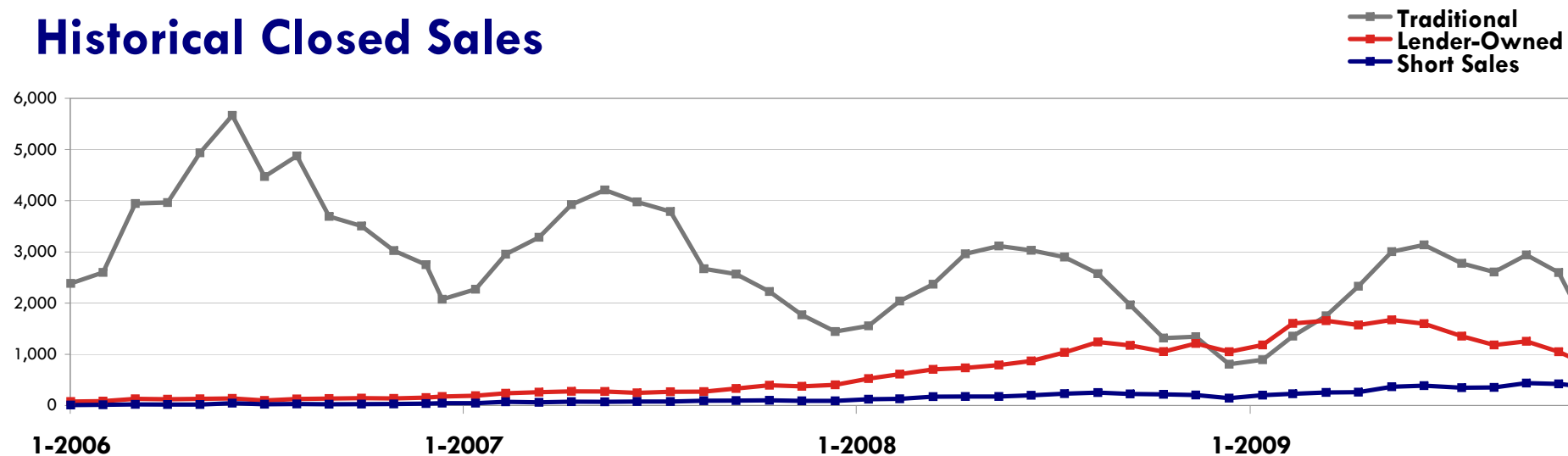
December 2009



## Closed Sales



## Historical Closed Sales



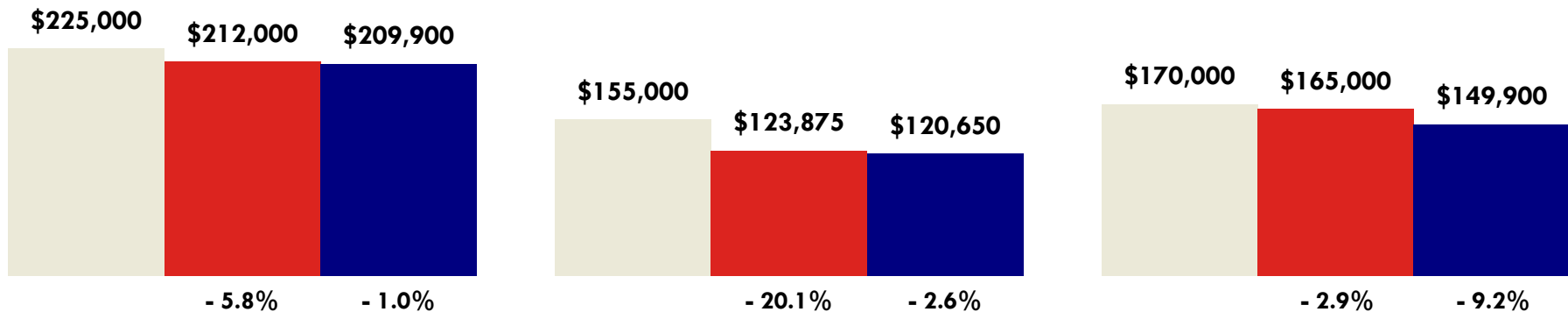
# Foreclosures and Short Sales in the Twin Cities

December 2009



## Median Sales Price

12-2007 12-2008 12-2009



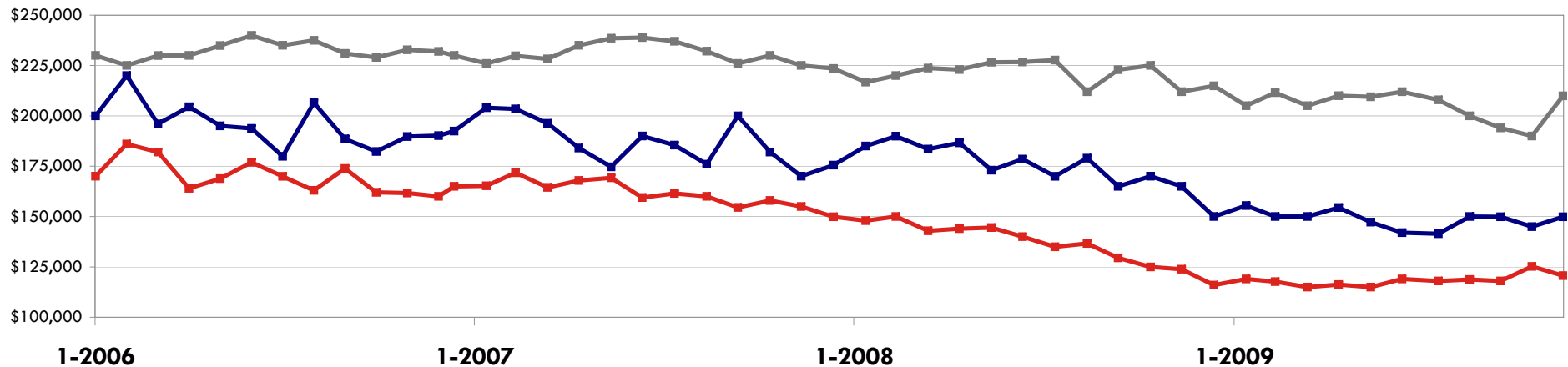
Traditional

Lender-Owned

Short Sales

## Historical Median Sales Price

Traditional  
Lender-Owned  
Short Sales

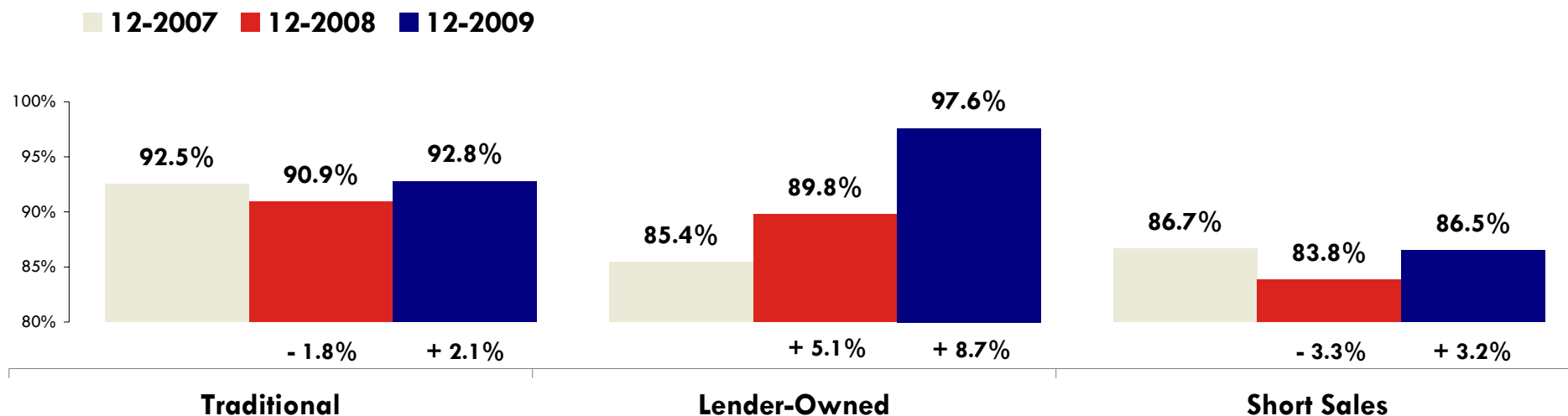


# Foreclosures and Short Sales in the Twin Cities

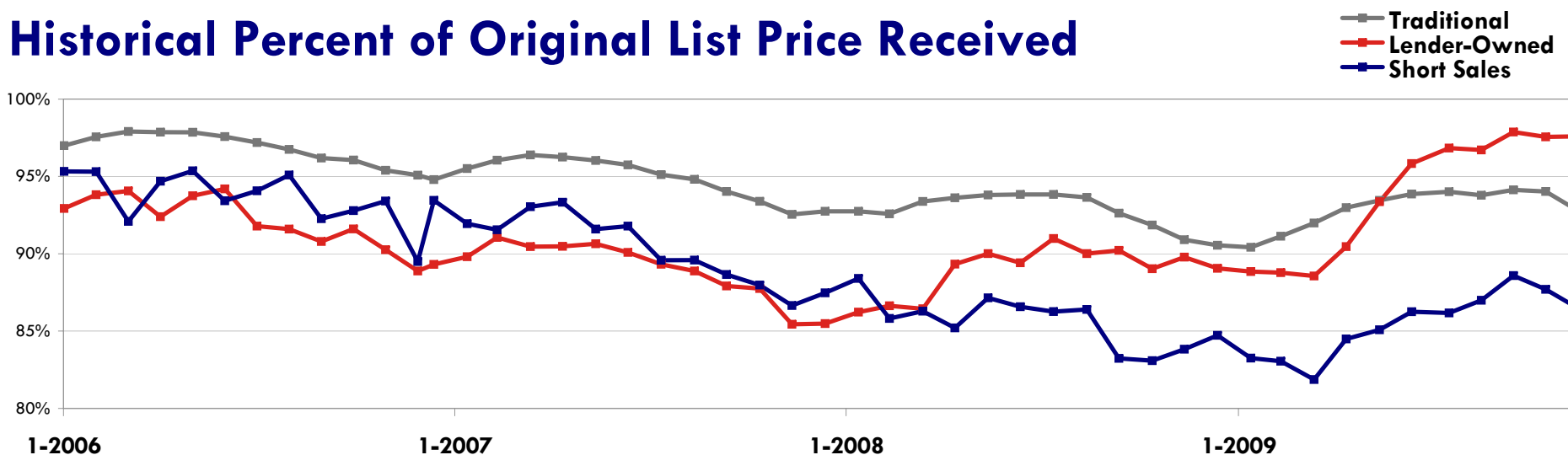
December 2009



## Percent of Original List Price Received



## Historical Percent of Original List Price Received



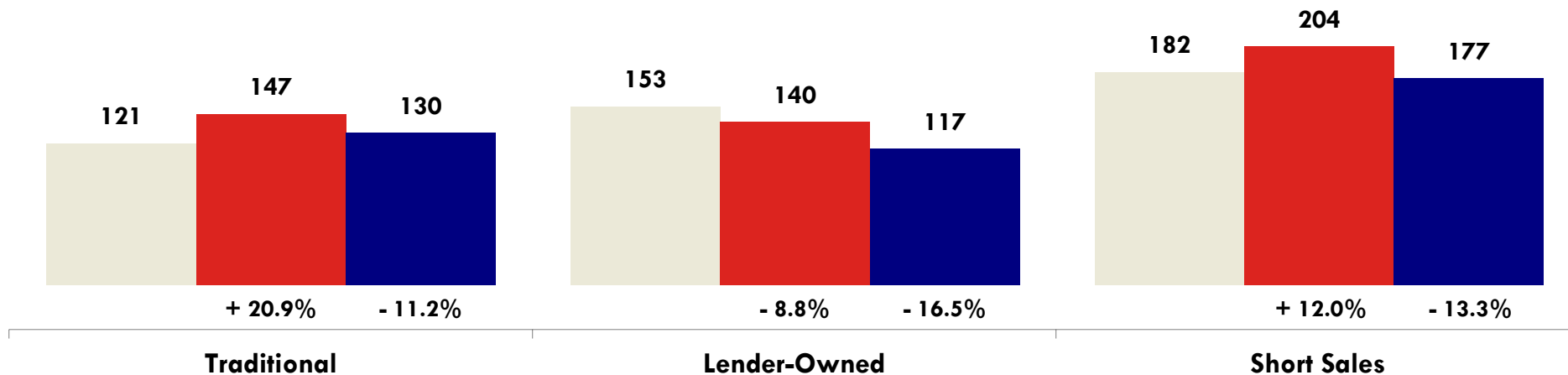
# Foreclosures and Short Sales in the Twin Cities

December 2009

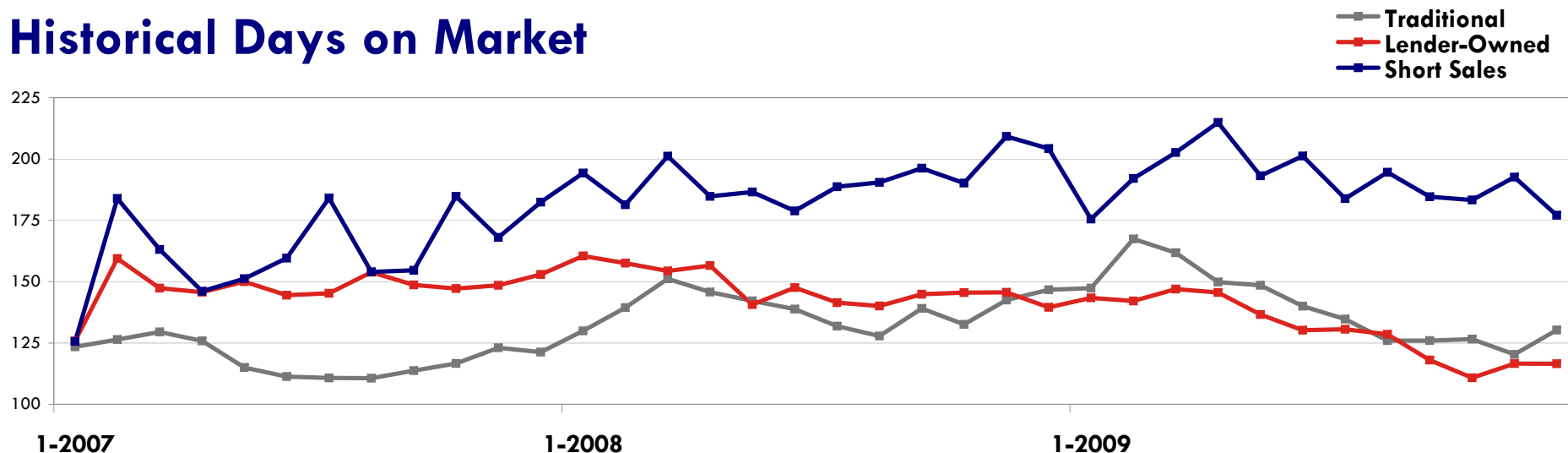


## Days on Market Until Sale

■ 12-2007 ■ 12-2008 ■ 12-2009



## Historical Days on Market



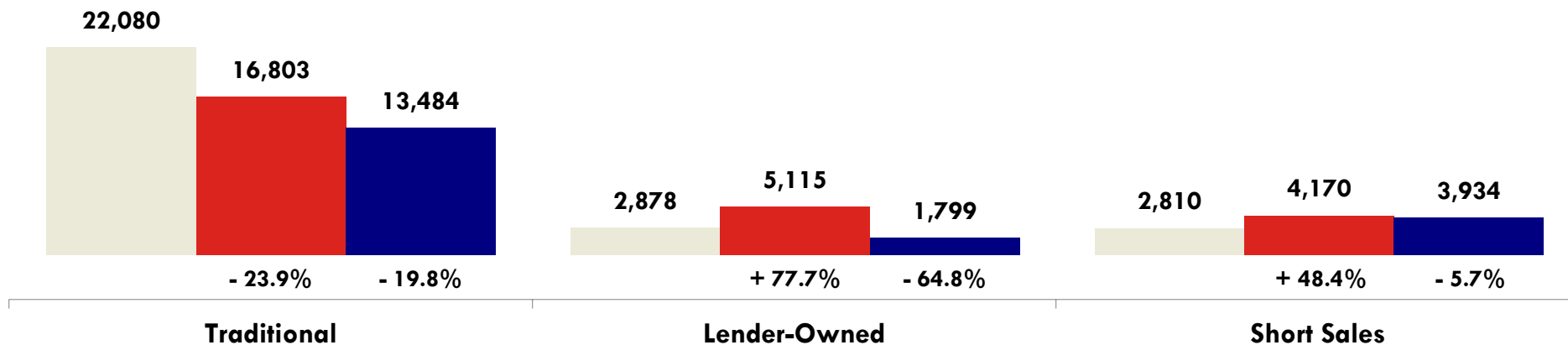
# Foreclosures and Short Sales in the Twin Cities

December 2009

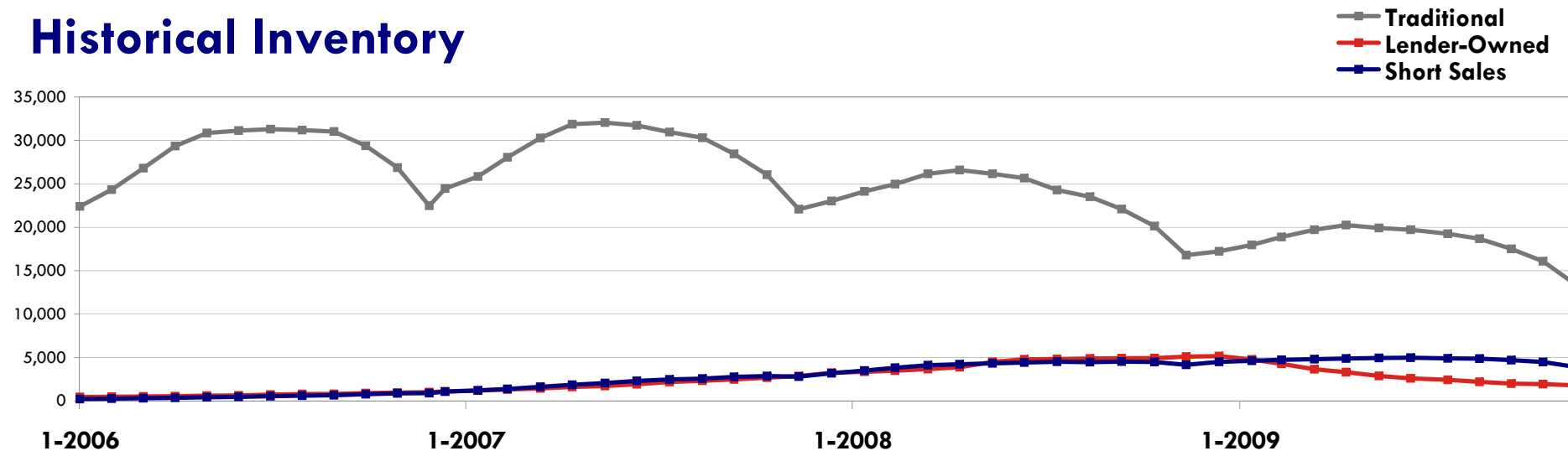


## Inventory of Homes for Sale

■ 12-2007 ■ 12-2008 ■ 12-2009



## Historical Inventory



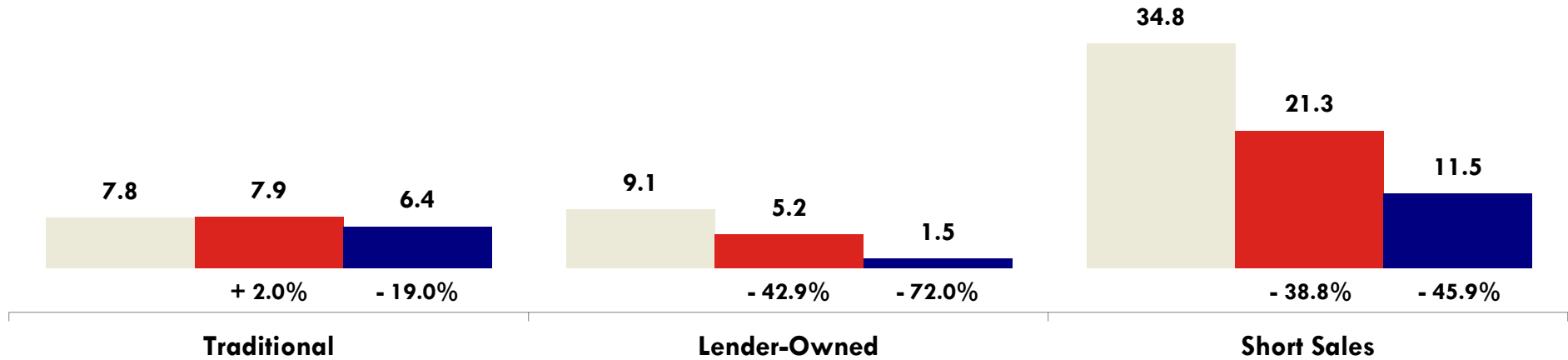
# Foreclosures and Short Sales in the Twin Cities

December 2009

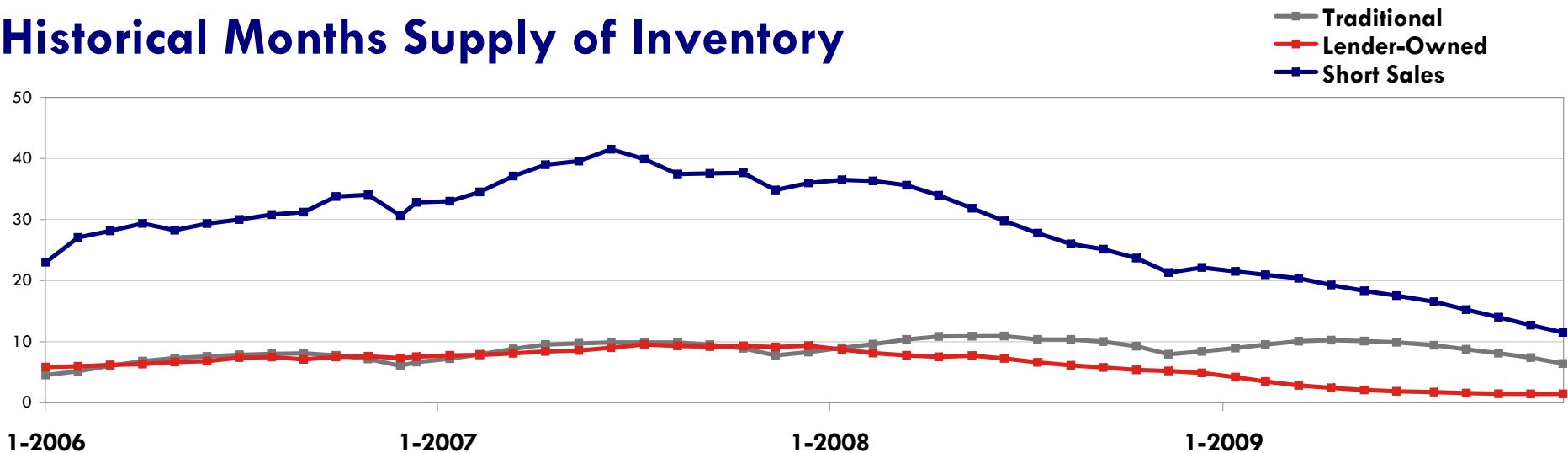


## Months Supply of Inventory

■ 12-2007 ■ 12-2008 ■ 12-2009



## Historical Months Supply of Inventory



# Foreclosures and Short Sales in the Twin Cities

December 2009



## Postscript: Explanation of Methodology

This report relies in part upon the analysis of subjective remarks that REALTORS® employ when listing properties in the Twin Cities Regional Multiple Listing Service, and in part upon data fields in this same system called “In Foreclosure,” “Bank-Owned” and “Short Sale.” These fields allow users to mark properties that fit within these legal definitions.

### A property is a “Lender-Owned Foreclosure” when any of the following rules are met:

- Lender-Owned = “Yes”
- One of the following terms are found in Agent Remarks, Public Remarks or Financial Remarks:
  - bank owned
  - bank-owned
  - bank-owne
  - foreclosure
  - forclosure
  - reo
  - hud acquire
  - hud-acquire
  - hud-acquired
  - corporate owned
  - corporate-owned
  - corp owned
  - corp. owned
  - corp-owned
  - corp-owned
  - corp owner

### A property is a “Short Sale” when any of the following rules are met:

- Short Sale = “Yes”
- One of the following terms are found in Agent Remarks, Public Remarks or Financial Remarks:
  - short sale
  - shortsale
  - short-sale
  - in foreclosure
  - in forclosure
  - preforeclosure
  - preforclosure
  - bank approv
  - lender approve
  - subject to bank
  - subject to lender
  - redemption
  - subject to corp
  - subj to corp
  - 3rd-party approval
  - 3rd party approve
  - subject to third
  - subject to 3rd

Note: properties containing these specific phrases in the same remark fields are NOT counted in either category:

- not a foreclosure
- not a shortsale
- no short sale
- tired of short sale
- not a forclosure
- not a shortsale
- no shortsale
- tired of shortsale
- no foreclosure
- not a short-sale
- no short-sale
- tired of short-sale
- no forclosure
- not short sale
- not a bank
- tired of foreclosure
- not foreclosure
- not shortsale
- not bank
- tired of forclosure
- not forclosure
- not short-sale
- no bank

The methodology was developed by Aaron Dickinson, REALTOR® with Edina Realty ([www.twincitiesrealestateblog.com](http://www.twincitiesrealestateblog.com)) and Jeff Allen, MAAR Research Manager ([www.mplsrealtor.com](http://www.mplsrealtor.com)).